

16/18/20B-9

Electric Counterbalance Trucks

MOVING YOU FURTHER

HYUNDAI HEAVY INDUSTRIES



 **HYUNDAI**

Your satisfaction is **our priority!**

Hyundai introduces a new line of 9-series battery forklift trucks. The newly designed 4 wheel counterbalance trucks provide every operator comfortable driving, increased productivity and easy maintenance.



Compact forklift with proven AC technology

Maximum performance

Spacious operator's cab

Fingertip controlled mini levers available (optional)

Weight indicator (optional)

Safety system that prevents over loading (optional)

Battery side loading system available

Curve control system



High Efficiency & Optimal Performance




More efficient operating control levers (Optional)

Electronic directional control and secondary horn are mounted to the hydraulic lift lever for quick and precise maneuvering.



Finger tip control levers (Optional)

Fingertip control levers allow more precise control and fatigue-free working. The ergonomically designed armrest can be adjusted up, down, forward and backward for various operator's body type.



Advanced drive and lift performance with proven durability and low maintenance

The enclosed drive and pump motor with AC technology combine power, high maintenance intervals and excellent durability. The brushless AC motors offer improved efficiency and reduce maintenance cost.

Efficient, smooth running and compact design provide you with enhanced performance and highest productivity.

16/18/20B-9



Curve control

Curve Control limits travel speed based on turning radius, reducing speed for a smooth, precise turning operation for the driver.



Driving Speed



Limit the speed

Designed for compact aisle width and turning radius

Using a dual drive system will minimise aisle width and energy consumption. Plus, the drive units and AC motors intergrated in the front axle provide the operator with extremely improved gradient capacity.



Auto fork leveling system (Optional)

In order to improve productivity the auto fork leveling system will automatically stop the tilt movement when the mast is in a straight position.

Max. Gradeability (loaded)

Model	%
16B-9	29,5
18B-9	27,5
20B-9	24,5

Max. Travel Speed (unloaded)

Model	Km / h
16B-9	17
18B-9	17
20B-9	17

Anti roll back system, travel speed and gradeability

Anti Roll-back system offers protection against the machine rolling back on a ramp in combination with exceptional ramp start capabilities.

Advanced **Safety**



Excellent visibility for safe operation

Optimized lift cylinder arrangement provides operator with wider visibility.



Panoramic mirror

The panoramic mirror expands the driver's view when backing up.

Strong overhead guard

Exceeding CEE and ANSI regulations, the overhead guard offers great protection combined with excellent all-round visibility.

The safely designed driver's space makes your operating more comfortable.

16/18/20B-9



Fork safety features

When the forks are being lowered, a down-control valve maintains the controlled speed. The down-safety valve prevents forks from dropping down in case of sudden damage of hydraulic line.

OPSS (Operator Presence Sensing System)

When the operator is not in the seat all mast and drive movements are impossible.



Safety lamps & rear reflectors

Halogen headlights and rear LED combination lights offer the driver visibility in all circumstances. Rear reflectors mounted on the counterweight enhance safety for the driver and the application.

Optimised Ergonomics & **Fast and Easy Maintenance**



Spacious operator cabin

The B-9 is designed as a small, compact design, yet the operator compartment has ample room for virtually any operator.



Optimized pedal position and floor mat

The position of accelerator and throttle have been optimized through human engineering.



Low entrance height

In order to get in and out of the cabine in an easy and safe way the height of the entrance step is only 400 mm high.



Adjustable steering wheel

To achieve a comfortable drive position, the angle of the steering column can easily be adjusted through a lever on the right-hand side of the steering column.




Grammer seat (Option)

An easily adjustable suspension seat, based on a human engineering design, provides greater comfort reducing operator fatigue.

An ideal arrangement of components ensures easy access and convenience for maintenance.

16/18/20B-9



Easy battery replacement

The battery compartment is equipped with a side battery removal assembly for easy removal and replacement.



Advanced LCD Monitor

This tool is available in 11 different languages. The LCD monitor with 3.5 inch graphic smart display allows the operator to easily and efficiently control the machine. The monitor provides information about speed & accelerator level, steer angle & travel direction, battery discharge indicator, hour meter & working mode. The optional load indicator displays the load weight in the monitor. The operator can select various performance modes to meet all working conditions.

- H** (High) mode
- N** (Normal) mode
- E** (Economic) mode
- Turtle mode**

Brake oil reservoir with level sensor

The enhanced brake oil reservoir, located in the upper left dash, is equipped with an electronic level sensor and easily visible through the monitor.



New 9 Series

Mast Specification (16/18B-9)

Mast Type		Maximum Fork Height (mm)	Overall Height (Lowered) (mm)			Free Lift Height (mm)				Tilt Angle Forward / Backward (deg)	Load Capacity without side shift at (500mm LC) (kg)		Load Capacity with side shift at (500mm LC) (kg)		Truck Weight (Unloaded) (kg)	
						With Load Backrest		Without Load Backrest								
			16/18B-9	16B-9	18B-9	16B-9	18B-9	16B-9	18B-9		16/18B-9	16B-9	18B-9	16B-9	18B-9	16B-9
2-Stage limited free lift	V250	2,525	1,720	1,729	35	35	35	35	5/7	1,600	1,800	1,530	1,730	3,080	3,228	
	V270	2,725	1,820	1,829	35	35	35	35	5/7	1,600	1,800	1,530	1,730	3,092	3,240	
	V300	3,025	1,970	1,979	35	35	35	35	5/7	1,600	1,800	1,530	1,730	3,112	3,260	
	* V330	3,325	2,120	2,129	35	35	35	35	5/7	1,600	1,800	1,530	1,730	3,132	3,280	
	V350	3,525	2,220	2,229	35	35	35	35	5/7	1,600	1,800	1,530	1,730	3,145	3,293	
	V370	3,725	2,320	2,329	35	35	35	35	5/7	1,600	1,800	1,530	1,730	3,158	3,306	
	V400	4,025	2,470	2,479	35	35	35	35	5/7	1,550	1,800	1,490	1,730	3,183	3,330	
	V450	4,525	2,820	2,829	35	35	35	35	5/5	1,500	1,750	1,440	1,680	3,250	3,398	
	V500	5,025	3,070	3,079	35	35	35	35	5/5	1,400	1,650	1,340	1,590	3,284	3,431	
V550	5,525	3,320	3,329	35	35	35	35	5/5	1,350	1,600	1,300	1,540	3,304	3,451		
2-Stage full free lift	VF300	3,025	1,970	1,979	972	981	1,534	1,543	5/5	1,600	1,800	1,530	1,730	3,151	3,298	
	VF330	3,325	2,120	2,129	1,122	1,131	1,684	1,693	5/5	1,600	1,800	1,530	1,730	3,172	3,320	
	VF350	3,525	2,220	2,229	1,222	1,231	1,784	1,793	5/5	1,600	1,800	1,530	1,730	3,187	3,335	
3-Stage full free lift	TF/TS370	3,735	1,770	1,779	772	781	1,260	1,269	5/5	1,550	1,800	1,490	1,730	3,228	3,375	
	TF/TS400	4,035	1,870	1,879	872	881	1,360	1,369	5/5	1,500	1,750	1,440	1,690	3,248	3,395	
	TF/TS430	4,335	1,970	1,979	972	981	1,460	1,469	5/5	1,475	1,725	1,420	1,660	3,267	3,415	
	TF/TS450	4,535	2,070	2,079	1,072	1,081	1,560	1,569	5/5	1,450	1,700	1,390	1,640	3,287	3,434	
	TF/TS470	4,735	2,120	2,129	1,122	1,131	1,610	1,619	5/5	1,425	1,650	1,370	1,590	3,297	3,445	
	TF/TS500	5,035	2,220	2,229	1,222	1,231	1,710	1,719	5/5	1,400	1,600	1,340	1,540	3,317	3,465	
	TF/TS550	5,535	2,420	2,429	1,422	1,431	1,910	1,919	5/5	1,325	1,500	1,300	1,450	3,357	3,504	
	TF/TS600	6,035	2,620	2,629	1,622	1,631	2,110	2,119	5/5	1,250	1,350	1,200	1,300	3,420	3,568	
	TF/TS650	6,535	2,820	2,829	1,822	1,831	2,310	2,319	5/5	1,050	1,300	1,000	1,250	3,465	3,613	
TF/TS700	7,035	3,020	3,029	2,022	2,031	2,510	2,519	5/5	900	1,050	860	1,010	3,504	3,651		

Mast Specification (20B-9)

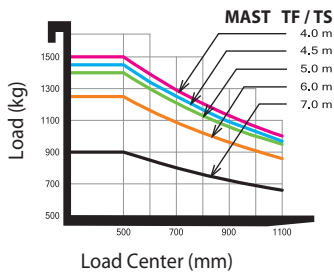
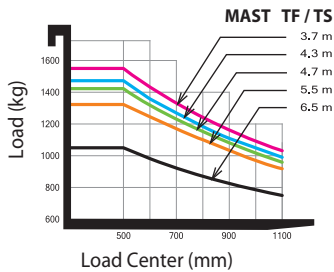
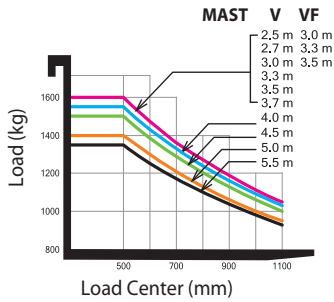
Mast Type		Maximum Fork Height (mm)	Overall Height (Lowered) (mm)		Free Lift Height (mm)		Tilt Angle Forward / Backward (deg)	Load Capacity without side shift at (500mm LC) (kg)		Load Capacity with side shift at (500mm LC) (kg)		Truck Weight (Unloaded) (kg)	
					With Load Backrest	Without Load Backrest							
			20B-9	20B-9	20B-9	20B-9		20B-9	20B-9	20B-9	20B-9	20B-9	
2-Stage limited free lift	V250	2,530	1,729		40	40	5/7	2,000	1,930			3,428	
	V270	2,730	1,829		40	40	5/7	2,000	1,930			3,440	
	V300	3,030	1,979		40	40	5/7	2,000	1,930			3,460	
	* V330	3,330	2,129		40	40	5/7	2,000	1,930			3,480	
	V350	3,530	2,229		40	40	5/7	2,000	1,930			3,493	
	V370	3,730	2,329		40	40	5/7	2,000	1,920			3,506	
	V400	4,030	2,479		40	40	5/7	2,000	1,920			3,531	
	V450	4,530	2,829		40	40	5/5	1,925	1,860			3,598	
	V500	5,030	3,079		40	40	5/5	1,850	1,790			3,632	
V550	5,530	3,329		40	40	5/5	1,775	1,710			3,652		
2-Stage full free lift	VF300	3,030	1,979		986	1,548	5/5	2,000	1,930			3,499	
	VF330	3,330	2,129		1,136	1,698	5/5	2,000	1,930			3,520	
	VF350	3,530	2,229		1,236	1,798	5/5	2,000	1,930			3,535	
3-Stage full free lift	TF/TS370	3,740	1,779		786	1,274	5/5	2,000	1,930			3,576	
	TF/TS400	4,040	1,879		886	1,374	5/5	1,950	1,880			3,596	
	TF/TS430	4,340	1,979		986	1,474	5/5	1,925	1,860			3,615	
	TF/TS450	4,540	2,079		1,086	1,574	5/5	1,900	1,840			3,635	
	TF/TS470	4,740	2,129		1,136	1,624	5/5	1,850	1,790			3,645	
	TF/TS500	5,040	2,229		1,236	1,724	5/5	1,800	1,750			3,665	
	TF/TS550	5,540	2,429		1,436	1,924	5/5	1,700	1,640			3,705	
	TF/TS600	6,040	2,629		1,636	2,124	5/5	1,600	1,540			3,768	
	TF/TS650	6,540	2,829		1,836	2,324	5/5	1,300	1,250			3,813	
TF/TS700	7,040	3,029		2,036	2,524	5/5	1,150	1,100			3,852		

* TS-Mast : Wide Visible 3-Stage Full Free Lift Mast with 2 Free Lift Cylinders.

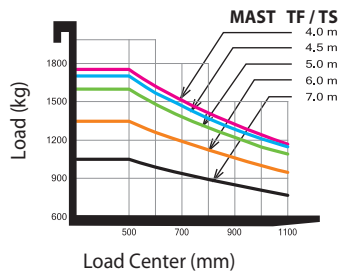
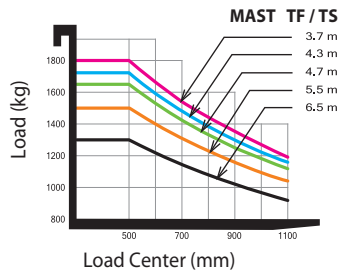
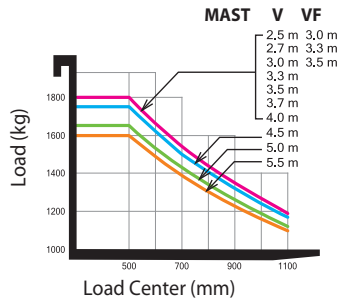
* Standard

Load Capacity

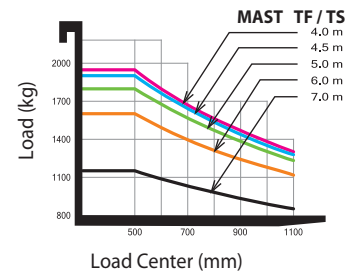
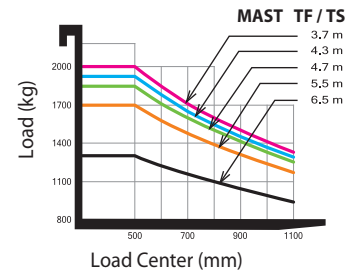
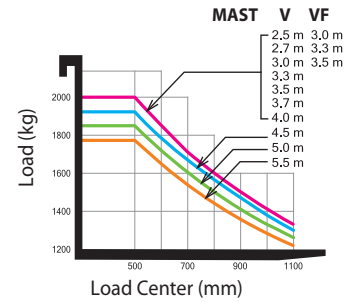
16B-9



18B-9



20B-9

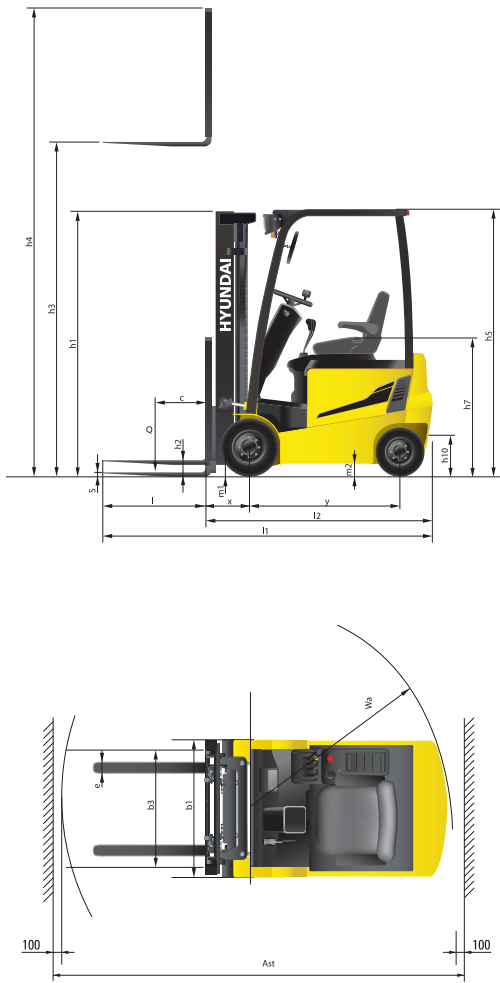


Optional Items

- **Fork (mm)**
16 / 18B-9 : 35x100x750; 850; 900 (Standard); 1050; 1200; 1350; 1500
20B-9 : 40x100x900 (Standard); 950; 1000; 1050; 1150; 1200; 1350; 1500; 1600
- **Integral side shift**
- **Tire** : Solid (Standard) / Non-marking
 Wide tire [16B-9 : Front tire (200 / 50-10)]
- **Seat** : Grammer (standard); KAB

- **M.C.V** : 4-spool (standard), 2-spool, 3-spool
- **Auto Fork Leveling**
- **Beacon Lamp**
- **Load Indicator**
- **Work Lamp**
- **Cabin**

Dimensions



Specifications

Identification		HYUNDAI		
1.1	Manufacturer	HYUNDAI		
1.2	Type	16B-9	18B-9	20B-9
1.3	Drive: Electric, Diesel, LPG Gas	Electric	Electric	Electric
1.4	Type of operation: hand, pedestrian, standing, seated, order-picker	Seated	Seated	Seated
1.5	Load capacity (standard) Q (kg)	1,600	1,800	2,000
1.6	Load center distance c (mm)	500	500	500
1.8	Load distance, center of drive axle to forks x (mm)	360	360	365
1.9	Wheelbase y (mm)	1,355	1,440	1,440

Weights				
2.1	Service weight kg	3,150	3,275	3,480
2.2	Axle loading, loaded front / rear kg	4,200 / 550	4,478 / 597	4,850 / 630
2.3	Axle loading, unloaded front / rear kg	1,585 / 1,565	1,603 / 1,672	1,650 / 1,830

Wheels, chassis				
3.1	Tires : solid rubber (V), superelastic (SE), pneumatic (P), polyurethane (PE)	SE	SE	SE
3.2	Tires size, front (Ø x width)	18 x 7-8	200 / 50-10	200 / 50-10
3.3	Tires size, rear (Ø x width)	16 x 6-8	16 x 6-8	16 x 6-8
3.5	Wheels, number front rear (x = driven wheels)	2x / 2	2x / 2	2x / 2
3.6	Track width, front b10 (mm)	895	905	905
3.7	Track width, rear b11 (mm)	880	880	880


Basic dimensions				
4.1	Mast / fork carriage tilt forward / backward degrees	5 / 7	5 / 7	5 / 7
4.2	Lowered mast height (standard) h1 (mm)	2,120	2,129	2,129
4.3	Free lift h2 (mm)	35	35	40
4.4	Lift height (standard) h3 (mm)	3,325	3,325	3,330
4.5	Extended mast height (standard) h4 (mm)	4,320	4,320	4,320
4.7	Overhead load guard (cab) height h5 (mm)	2,065	2,065	2,065
4.8	Seat height / standing height h7 (mm)	982	982	982
4.12	Coupling height h10 (mm)	250	250	250
4.19	Overall length l1 (mm)	2,935	3,020	3,030
4.20	Length to face of forks l2 (mm)	2,035	2,120	2,130
4.21	Overall width b1 (mm)	1,074	1,105	1,105
4.22	Fork dimensions (hook type) LxWxT s / e / l (mm)	900 x 100 x 35	900 x 100 x 35	900 x 100 x 40
4.23	Fork carriage ISO 2328, class / type A,B	2A	2A	2A
4.24	Fork carriage width b3 (mm)	1006	1006	1006
4.31	Ground clearance, loaded, under mast m1 (mm)	85	94	94
4.32	Ground clearance, centre of wheelbase m2 (mm)	90	90	100
4.33	Aisle width for pallets 1000 x 1200 crossways (L x W) Ast (mm)	3,352	3,427	3,447
4.34	Aisle width for pallets 800 x 1200 lengthways (W x L) Ast (mm)	3,495	3,575	3,595
4.35	Turning radius Wa (mm)	1,710	1,795	1,810

Performance data				
5.1	Travel speed, unloaded km/h	16 / 17	16 / 17	16 / 17
5.2	Lift speed, loaded / unloaded mm/s	410 / 600	410 / 600	410 / 600
5.3	Lowering speed, loaded / unloaded mm/s	500 / 450	500 / 450	500 / 450
5.6	Drawbar pull, loaded / unloaded S2 5min N	15,102 / 14,759	15,190 / 14,710	14,367 / 14,043
5.8	Gradient performance, loaded / unloaded S2 5min %	29.5	27.5	24.5
5.10	Service brake	Hydraulic	Hydraulic	Hydraulic

E - Motor				
6.1	Drive motor rating S2 60 min kW	4.7 x 2	4.7 x 2	4.7 x 2
6.2	Pump motor rating at S3 - 15 % kW	14.0	14.0	14.0
6.4	Battery voltage, nominal capacity K5 V/Ah	48 / 510	48 / 585	48 / 585
6.5	Battery weight kg	850	1,030	1,030
	Battery compartment dimensions L / W / H mm	978 / 545 / 636	978 / 630 / 636	978 / 630 / 636

Other details				
8.1	Type of drive control	AC	AC	AC

- * Standard and optional equipment may vary per country. Contact your Hyundai dealer for more information.
- * The photos may include attachments and optional equipment that are not available in your area.
- * Materials and specifications are subject to change without advance notice.
- * All imperial measurements rounded off to the nearest pound or inch.



Hyundai Heavy Industries Europe N.V.

VOSSENDAAL 11, 2440 GEEL, BELGIUM TEL: (32) 14-56-2200 FAX: (32) 14-59-3405