

3 Family

31 – 46 hp Compact Utility Tractors



Expect more... and get it.
That's How We Run.



All that we are...
in all that we build
The 3 Family

"I want customers to be completely satisfied with what they purchase. Not only are they buying a JohnDeere, but they're buying, well, my craftsmanship... and everybody else that works at this facility."

*Randy – John Deere Assembly Technician
John Deere Commercial Products
Augusta, Georgia*

What's the difference between a tractor... and a John Deere? Here's a hint: It's not just about the raw materials – iron and steel, rubber and glass. It's not about the advanced technology found on the factory floor. When it comes to what makes a John Deere tractor like no other – it all boils down to the engineers and skilled craftsmen who design and assemble our compact utility tractors right here in Augusta, Georgia. People with a profound sense of integrity – who take great pride in building every John Deere to a higher standard. A standard built on more than 175 years of experience working the land. A standard that you'll find in every nut, every bolt, and every weld on the new 3 Family Compact Utility Tractors.

From the workhorse 3E Series to the all-new, all-premium 3R Series, take a close look and you'll find powerful diesel engines, ready to work when you are. You'll find standard four-wheel drive for tough chores in tougher ground, high-capacity hydraulics that make loader work a pleasure, transmissions with intuitive, easy to use controls, and hundreds of compatible implements and attachments. But most of all, you'll find out exactly what we mean when we say ... Nothing Runs Like A Deere™

Read on to learn more or ask your John Deere dealer what the 3 Family can do for your property, your farm, or your business.



The new 3R Series Building, mowing, digging, tilling – sunrise to sunset – it's all in a day's work. That's why we made the new 3R Series Compact Utility Tractors premium in every aspect... and literally from the ground up.

So what does "premium" feel like? Durable, heavy-duty frames for increased weight and more power to the ground. Rugged diesel engines pumping out up to 46 engine horsepower*. High-capacity hydraulics that make loader work effortless. Choice of dependable gear or hydrostatic transmission options. Standard four-wheel drive. An open operator station, or a climate controlled cab for year-round productivity. Easy-to-use controls and an ergonomic seat that's still comfortable after a 15 hour day ... that's what a truly premium operating experience feels like. That's how we run. And you'll feel it...

Because when workdays run long, Nothing Runs Like a Deere.



“
We want to
make darn sure it's
out-the-door perfect
”

We run premium... because workdays run long.





Hot days forecasted? No worries. With the 3R's new climate-controlled cab, your work gets done no matter the weather.

Load more. Lift more. Do more. Take home a new 3R and start tackling those chores you've been putting off... your property will thank you.


1. **Operator station** – Ergonomic suspended seat and color-coded control layout make operation a snap. Choose the open station for basic chores, or the cab configuration for year-round productivity.
2. **Auto-connect Deck** – Attach a mid-mount mower deck in seconds. Just drive over it, then drive off with it. The hitch and PTO shaft connect automatically.
3. Independent hydraulic pumps provide **effortless Power Steering** even during loader operation
4. New **Quick-Tach backhoes**. Get hooked up, and get digging in under five minutes.
5. **Quik-Park™ H160 and H165 Loaders** can be attached and detached (with integrated parking stand) in less than three minutes with no tools.
6. **Standard differential lock and 4WD** add traction on tough ground.



Run at your own speed. Whether you prefer a geared transmission with a PowrReverser™, or a hydrostatic transmission with our intuitive Twin Touch™ pedals, the 3R Series has the options to fit the way you run.

PowrReverser™ Transmission – We built our rugged and reliable PowrReverser transmission to run strong, and run long. Work requiring frequent directional changes are this transmission's bread and butter. With 12 forward gears, 12 reverse gears, and no-stop forward to reverse shifting with the flip of a lever... hard work? We run toward it, not away.

Hydrostatic Transmission – Simple, Twin Touch™ pedal controls make the 3R's hydrostatic transmission one of the simplest to operate in the class. Our easy-to-use pedal controls reduce muscle fatigue, while making loader chores and dozens of other tasks a snap.





Run forward always. We built cutting edge technology into the new 3R with hydrostatic controls like LoadMatch™, MotionMatch™, and SpeedMatch™, now in one easily accessible cluster.

LoadMatch™ – If you run with heavy loads, LoadMatch will automatically adjust engine speed to get the work done more efficiently than ever.

MotionMatch™ – Run with precision... adjust transmission responsiveness with the turn of a dial.

SpeedMatch™ – Run with consistency... Preset maximum speed to improve accuracy and safety, especially on low-speed applications.





“
When customers buy our
units, I want them to be
completely satisfied
”



Run strong. Start after start. Year after year.

Too many things these days are disposable. And it may sound old-fashioned – 175 years old-fashioned – but that’s not how we run. That’s why at the heart of every new 3R Series beats up to 46 horsepower of reliable, Final Tier 4 compliant, liquid-cooled diesel engine. They’re tested. Thousands of hours, under heavy loads, even at minus 28 degrees... just to make sure that when you’re ready to work... so is your tractor. And not just today, but weeks, months, and years from now. Looking for performance? Reliability? Uptime? It all starts under the hood.



Run in comfort. Season after season.

Work doesn't take the day off because it's hot outside, or cold outside... and neither do you. That's not how you run. So we built the new 3R Series with the option of a climate-controlled cab to help you handle the toughest chores, even in the toughest weather. The improved HVAC system makes scorching summer months, or blizzarding winter ones, feel like just another day in your window office.





Making your work easier – that’s how we run.

With our patented AutoConnect™ decks, it’s never been easier to attach a mid-mount mower to your utility tractor. Simply drive over the deck... then drive off with it... and get mowing.

For digging and excavation work, attach the new 375A or 385A backhoe to the new 3R in under five minutes... and dig in.

Optional front-hitch and front PTO offer even greater machine versatility through implements like front-mounted snow blowers and rotary brooms.

You’ll spend less time switching out implements and attachments... and more time getting things done – All with the 3R Series.



Choose the 72D deck and cover more ground in less time. You’ll appreciate the ease of AutoConnect™ attachability.

“I know everybody here cares about what they’re doing”



Optional front-hitch and front PTO give you more flexibility to accomplish your task.



Save time and busted knuckles with new Quik-Tatch backhoes. Back in, lift up, and get digging.

3E Series Does a “basic” compact utility tractor really have to come at the expense of performance or capability? Not when it’s a John Deere. Handle basic chores without compromise with the new 3E Series tractors.

With up to 38 engine horsepower, standard high-capacity hydraulics, four wheel drive, hydrostatic transmission, Twin Touch™ pedal controls, and a versatile category 1 3-point hitch, the new 3E Series is one surprisingly capable compact. And not only does it still fit in a standard seven foot garage, but it also fits in a standard budget.

Capable without compromise. That’s how we run.



Run basic... without compromise.



Land planes, just one of dozens of compatible implements and attachments available from John Deere and Frontier.



Whether it's your property, or your client's, the 3E Series will help get the job done with the power you need, and the features you want.



ASAE Roll Over Protection System (ROPS) help keep the operator safe, while still fitting in a standard seven foot garage.

1. Optional **iMatch™ Quick-Hitch** makes lining up and attaching rear implements a snap.
2. **Comfortable open operator station** features an ergonomic seat, new folding ROPS, and color-coded controls for the ultimate in ease-of-use.
3. **Dual hydraulic pumps** provide effortless **Power Steering**, even during loader operation.
4. **Liquid-Cooled Diesel Engine.** Efficient diesel engines that offer deep reserves of torque for handling tough loads.
5. **Standard differential lock and 4WD** add traction to help put tough chores down.



Run with a higher standard.

A great reputation can't be bought. It can't be given. It must be earned by exceeding expectations. And we know, when you buy a John Deere, you expect a lot. The new 3 Family delivers.

You expect a machine that stands up to tough work, hour after hour, season after season with no complaint. So we tested the new 3 Family Tractors, tore them down, ran them ragged, and made sure they'd perform when you need them.

You expect a machine that can load, lift, mow, till, dig, and hundreds of other tasks on your property or business. So we built the new 3 Family to make sure the job gets done. High capacity hydraulics and a standard category 1 3-point hitch compatible with hundreds of the best implements from John Deere and Frontier translates to one incredibly versatile utility machine.

You expect a premium operating experience, and the 3 Family delivers with features like four-wheel-drive, cab or open station options, PowrReverser™ or eHydro transmissions, and intuitive color-coded controls.

Find it all in the new 3 Family. See your John Deere dealer today and raise your expectations for what a Compact Utility Tractor should be.





More than 50 implements are ready and waiting for you to give them a spin. From backhoes to wheel rakes and every task in between, John Deere and Frontier commercial-grade implements not only do it all, they do it better and quicker. The time between starting up your tractor and getting work done is considerably shorter, thanks to John Deere iMatch™ AutoHitch™, Quik-Park™ loaders and drive-over OnRamp™ decks. Need the right tools for the job? Visit Deere.com, Deere.ca, or talk to your John Deere dealer today.

- 1. Rotary Cutters** – Perfect for property maintenance chores and making tall grass short.
- 2. Mid-Mower** – Enjoy the ease and convenience of drive-over John Deere AutoConnect™ mower decks..
- 3. Front Blades** – From moving dirt and gravel, to clearing snow, these versatile front blades can angle right or left to make your job easier.


- 4. Tiller** – Commercial-duty with heavy-duty tine shafts for excellent performance and durability even in packed down soil conditions.
- 5. Backhoes** – Powerful double-acting cylinder swing system provides a 180-degree swing, precise control and extra torque when backfilling. Boom cylinders are mounted on top for superior visibility to the trench. Powerful digging force makes quick work in tough conditions.



Whether it's enhanced productivity, stability, visibility, or hours in the field, these attachments will help you get the most out of your John Deere Tractor.



Rear Work Light Kit
Shed some light, especially when working with rear implements.
LVB25547 (1 light) (3E OS, 3R OS)
LVB24853 (2 lights) (3R Cab)



Forward Lighting Kit
Enjoy increased visibility up front when working in dark conditions. Two lights mount to brush guards located on the ROPs.
LVB25546 (2 lights) (3E OS, 3R OS)



Front Fender Kit
Guard against unwanted dirt and mud on cab glass or operator station with these sporty-looking front fenders.
BLV10472 (3R)



Rear Fender Extensions
Keep it clean by protecting yourself, the tractor and the implements from debris flying off the rear tractor tires.
BLV10384 (3R Cab)



Quik-Tatch Weight, 42 lb
Add some extra weight to the front of the machine easily and securely with Quik-Tatch weights.
R66949 (3E, 3R)



4th & 5th SCV
Quickly and effortlessly remove your hydraulic hook-ups with these couplers.
LVB26035 (3R)

	3032E	3038E	3033R	3039R	3046R
ENGINE					
Type	Yanmar 3TNV88C	Yanmar 3TNV86T	Yanmar 3TNV88C	Yanmar 3TNV86CT	Yanmar 3TNV86CHT
Horsepower [§]	31.1 (28.1 kw) †	37.7 (28.1 kw) [§]	32.2 (23.7 kw)	38.7 (28.5 kw)	45.3 (33.3 kw)
PTO HP Geared Transmission	—	—	24.8 (18.5 kw)	31.6 (23.6 kw)	—
PTO HP Hydrostatic Transmission	25.0 (18.6 kW)	30.0 (22.4 kW)	24.3 (18.1 kw)	31.1 (23.2 kw)	34.1 (27.3 kw)
Rated Speed, rpm	2,500	2,500	2,600	2,600	2,600
Engine Displacement	100.2 cu. in. (1.64 L)	95.7 cu. in. (1.57 L)	100.2 cu. in. (1.64 L)	95.7 cu. in. (1.57 L)	95.7 cu. in. (1.57 L)
Battery Power	12V, 500 CCA	12V, 500 CCA	12V, 500 CCA	12V, 500 CCA	12V, 500 CCA
Alternator	75 A	75 A	75 A	75 A	75 A
HYDRAULICS					
Steering	4.0 gpm (15.0 L/min)	4.0 gpm (15.0 L/min)	5.3 gpm (20 L/min)	5.3 gpm (20 L/min)	5.3 gpm (20 L/min)
Implement	5.3 gpm (20.2 L/min)	5.3 gpm (20.2 L/min)	8.6 gpm (32.5 L/min)	8.6 gpm (32.5 L/min)	8.6 gpm (32.5 L/min)
Total capacity	9.3 gpm (35.2 L/min)	9.3 gpm (35.2 L/min)	13.9 gpm (52.5 L/min)	13.9 gpm (52.5 L/min)	13.9 gpm (52.5 L/min)
Lift capacity (24 in. behind center link)	1,356 lb. (615 kg)	1,356 lb. (615 kg)	2,200 lb. (999 kg)	2,200 lb. (999 kg)	2,200 lb. (999 kg)
TRANSMISSION					
Standard	Hydrostatic – 2 Range	Hydrostatic – 2 Range	PowrReverser 12F/12R	PowrReverser 12F/12R	eHydro
Optional	NA	NA	Hydrostatic – 3 Range	Hydrostatic – 3 Range	NA
Final drive	Spur Gear	Spur Gear	Helical Gear	Helical Gear	Helical Gear
Brakes	Wet Disk	Wet Disk	Wet Disk	Wet Disk	N/A
Steering	Power	Power	Power	Power	Power
PTO					
PTO type	Independent	Independent	Independent	Independent	Independent
PTO	Rear 540	Rear 540	Rear 540	Rear 540	Rear 540
PTO Options	—	—	Mid	Mid	Mid
REAR HITCH					
Type	Category 1	Category 1	Category 1	Category 1	Category 1
Control type	Position	Position	Position	Position	Position
WEIGHT					
Open Station 4WD/MFWD	2,222 lb. (1008 kg)	2,222 lb. (1008 kg)	2,900 lb. (1316 kg)	2,900 lb. (1316 kg)	2,900 lb. (1316 kg)
Cab MFWD			3,570 lb. (1619 kg)	3,570 lb. (1619 kg)	3,570 lb. (1619 kg)
LOADER					
Max Height Lift Capacity at Pivot**	1,186 lb. (539 kg)	1,186 lb. (539 kg)	1,598 lb. (725 kg)	1,598 lb. (725 kg)	1,598 lb. (725 kg)

[§] Rated engine horsepower (ISO) per SAE J1995

** For a complete list of loader specifications see your dealer.

† The engine horsepower and torque information are provided by the engine manufacturer to be used for comparison purposes only. Actual operating horsepower and torque will be less. Refer to the manufacturer's web site for additional information.

IMPLEMENT COMPATIBILITY

	3032E	3038E	3033R	3039R	3046R
BACKHOES			•	•	•
BOX BLADES	•	•	•	•	•
BROADCAST SPREADERS	•	•	•	•	•
CORE AERATORS	•	•	•	•	•
DISK HARROWS	•	•	•	•	•
FLAIL MOWERS				•	•
FRONT BLADES			•	•	•
GROOMING MOWERS	•	•	•	•	•
GROOMING MOWERS, REAR DISCHARGE	•	•	•	•	•
iMATCH™ AUTO HITCHES	•	•	•	•	•
LANDSCAPE RAKES	•	•	•	•	•
LOADERS	•	•	•	•	•
MANURE SPREADERS	•	•	•	•	•
AUTO CONNECT MID-MOUNT MOWERS			•	•	•
OVERSEEDERS	•	•	•	•	•
PENDULAR SPREADERS	•	•	•	•	•
POSTHOLE DIGGERS BY ROTOMEC	•	•	•	•	•
PULVERIZERS	•	•	•	•	•
REAR BLADES	•	•	•	•	•
ROTARY BROOMS			•	•	•
ROTARY CUTTERS	•	•	•	•	•
ROTARY TILLERS	•	•	•	•	•
SICKLEBAR MOWERS	•	•	•	•	•
SNOW BLOWERS	•*	•*	•	•	•
WHEEL RAKES	•	•	•	•	•
WOOD CHIPPERS	•	•	•	•	•
PLOWS	•	•	•	•	•

* Rear Mount only



POWERCARD™ Maintenance Plan

While PowerGard Protection Plan ensures you're covered when something goes wrong, PowerGard Maintenance Plan helps reduce the likelihood that something will and keeps your tractor investment running strong. Typical maintenance includes changing oil, checking fluid levels and swapping out filters. Because usage patterns vary, your dealer can help customize a plan that suits your needs. You can choose your time and hour options, as well as whether you want to include break-in service. The plan includes the cost of parts, labor and travel. Ask about onsite maintenance to save yourself the hassle of equipment transportation.

* Hour and/or usage limitations apply and vary by model. See the LIMITED WARRANTY FOR NEW JOHN DEERE COMMERCIAL AND CONSUMER EQUIPMENT at dealer for details.



This literature has been compiled for worldwide circulation. While general information, pictures and descriptions are provided, some illustrations and text may include finance, credit, insurance, product options and accessories NOT AVAILABLE in all regions. PLEASE CONTACT YOUR LOCAL DEALER FOR DETAILS. John Deere reserves the right to change specification, design and price of the products described in this literature without notice. John Deere's green and yellow color scheme, the leaping deer symbol, and JOHN DEERE are trademarks of Deere & Company. Model/items shown may not be exactly as shown.

DSTA60118 Litho in U.S.A. (14-08)



JohnDeere.com
JohnDeere.ca