

# New Holland BB9000 Series Large Square Balers

BB9060 BB9080

---



# Proven heritage meets new technology

## Worldwide leadership in baling is not a coincidence.

The NEW BB9000 Series Large Square Balers from New Holland boost your baling success this season and next. They deliver securely tied, uniform, dense bales in any crop.

### New shape, new ease

Behind the sleek, curved shielding of the new BB9000 Series balers lies the latest technology and high-performance features. These new balers are easier to maintain, easier to adjust in the field and easier to operate.

### A proud history

New Holland, together with industry partners, introduced new products and features that streamlined the large square baling process. With every passing year, and every new model introduced, farmers and baling contractors have rewarded New Holland with their confidence and making New Holland the uncontested worldwide leader in the large square baler market. For professionals like you, there is no better choice!

### 15,000th Large Square Baler

On May 20, 2008, the 15,000th large square baler was assembled at the New Holland plant in Zedelgem, Belgium, where they have been produced since 1980. Today, the plant produces close to 1500 units per year for worldwide export.

### Now offering more choices

Every baling operation is different, and the new BB9000 Series large

#### TABLE OF CONTENTS

Dense, uniform bales .....	4-5
Baling excellence .....	6-7
Consistent, reliable tying .....	8-9
Superior chopping .....	10-11
Complete information and control ...	12-13
Smooth ejection and bale placement ..	14-15
Built-in reliability and quality .....	16-17
Specifications .....	18-19



square balers provide innovative features that allow you to more closely match your needs. A wider choice of CropCutter™ options, both a full and partial bale eject system, and the ability to monitor the baling process with the same monitor you use with your other equipment are examples of the new features that make New Holland large square balers even more outstanding.

BB9000 balers are the perfect way to package your hay profits. See your New Holland dealer to learn more.



Model	Tractor Requirement	Bale Width	Bale Height	Bale Length (Maximum)	Length of Cut
BB9060	102 PTO hp	31.5"	35.4"	102.3"	N/A
BB9060 CropCutter™ Packer Cutter	110 PTO hp	31.5"	35.4"	102.3"	Min. 4.5"
BB9060 CropCutter™ Rotor Cutter	130 PTO hp	31.5"	35.4"	102.3"	Min 1.5"
BB9080	122 PTO hp	47.3"	35.4"	102.3"	N/A
BB9080 CropCutter™ Rotor Cutter	150 PTO hp	47.3"	35.4"	102.3"	Min 3.1"



Dense, uniform bales  
every time



## BB9000 balers grab every bit of your crop, then create bales with the exact density you set.

From the tip of the pickup tines to the end of the bale chute, every detail of the BB9000 Series balers is designed to package and preserve your hard-earned crop in the most weather-proof, efficient package possible.

### Take all the crop

Even the smallest dry leaf of valuable hay or the shortest piece of straw is taken up by New Holland SuperSweep™ pickups. Proven features like curved tines, close tine spacing, an efficient windguard and pneumatic gauge wheels help sweep fields clean at a high speed.

### Gather the widest windrows and swaths

Wide SuperSweep pickups catch the edges of the widest, raked-together hay windrows or the straw swaths left behind the largest combines, making BB9000 balers the perfect match for today's high-capacity hay or silage making operations.

### The exact density you want

The New Holland density management system is extremely consistent, constantly measuring the load on the plunger sensors. Any change in that load or any change you make to the density setting results in an

automatic adjustment of the hydraulic pressure on the side doors and top chamber rail. Each and every bale is made exactly the way you want it, for consistent bales that can be handled and stacked perfectly.



*An adjustable flotation spring allows for easy, tool-free adjustment of the SuperSweep™ pickup flotation range for smooth field performance.*



*Rugged components and reliable baler construction means your New Holland large square baler is ready to tackle any crop—so you can adapt with changing farming methods, practices and crops.*

# Baling excellence

## BB9000 balers deliver crop packaging at its very best.

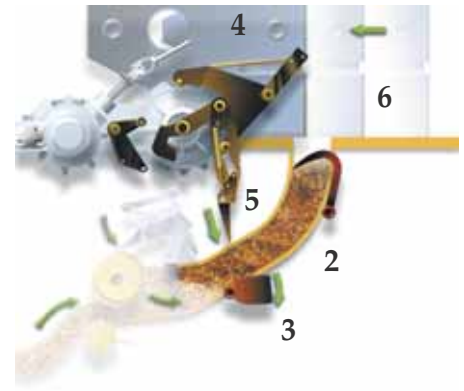
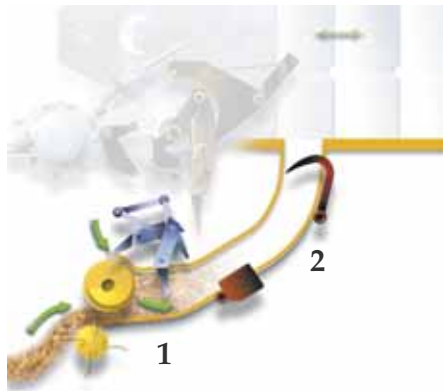
Over the years, New Holland has perfected the creation of a bale, making it a smooth, trouble-free process.

### Consistent, fast crop transfer

BB9000 large square balers shift large volumes of crop swiftly from the pickup to the bale chamber. Packer forks (shown) (1) or rotor cutters feed the crop into the precompression chamber (2). Stuffer forks (5) lift the crop from the precompression chamber to the bale chamber (6)—but only when the trip sensor fingers (3) indicate that the required density has been reached, so you are assured of consistent bale density flake after flake. It's big bale quality that's appreciated every time a bale is separated for feeding or bedding.

### Square, equally filled corners

New Holland has "fine tuned" the bale formation process with the new BB9000 models. Here's how: as the stuffer fork (5) moves the pre-compressed crop into the bale chamber, its speed increases to assure perfect filling of the top corners of the bale, whether you're working in hay, silage or straw.



You monitor and control bale density from your seat (IntelliView™ III monitor shown).





### **Firm bales that keep their shape**

The heavy-duty BB9000 plunger (4) delivers 42 strokes per minute. When combined with the constant monitoring of the three-way density control system, the result is perfectly square, solid bales that keep their integrity even after long storage and extensive handling.

*This heavy-duty plunger is built from the highest quality steel and driven directly from the main gearbox, delivering 42 strokes per minute.*



# Consistent, reliable tying

## The proven New Holland double-knotter system is now even better.

The New Holland double-knotter system has proven reliable for many years all over the world. Higher bale density, low knotter strain and increased knotting reliability are a few of the known results of this proven system.



### The right knot, 4 or 6 per bale

Two twines are fed to the knotter, which makes a final knot for the bale

that is complete and a starting knot for the bale that is still “in production.” Four knotters on the three-foot-wide models and six knotters on the



four-foot-wide models maintain the bale integrity even when producing high-density bales.

### New refinements

When the BB9000 Series balers were developed, the best-in-class knotting system was evaluated in detail. Upgrades were made to the knotting system, including a larger-diameter knotter brake disc, reduced twine tension and changes to the bill hook profile. The refinements resulted in more than 15,000 bales without a single mistie during testing.

### Low knotter strain stretches service intervals

Here’s another advantage to the New Holland double-knotter system: there is virtually no strain on the twine and knotter components during bale formation, which allows for






higher bale density. With two twine feed positions, the twines do not slide over the bale surface while crop is pushed through the bale chamber. This extends knotter life and adds to the reliability of the entire baling process.



*Clean knotters add to exceptional knotter performance. Knotter fans are standard, and the new round knotter compartment shielding further increases air flow for improved fan efficiency.*



*New curved knotter shielding offers great access to knotters and knotter fans for easy twine threading and maintenance jobs.*



*A maximum of 30 twine balls can be stored in the dustproof twine box to keep you going for the longest working day in any condition.*



# Superior chopping

## Flexible CropCutter™ systems adjust chop length to match your needs.

Varying crop-growing conditions, evolving crop conservation methods and specific fodder requirements call for different chop lengths. New Holland CropCutter™ systems provide you with the flexibility to adjust as needs change.

### Superb silage quality

By chopping crop as it's fed into the BB9000 baler, the shorter particle length allows for tighter packing of material in the bale, improved fermentation and improved silage quality. When the crop is chopped, sugars are released more easily for the faster fermentation that takes place in the oxygen-free environment where anaerobic bacteria are in control.


### Save time when feeding the herd

Chopping silage, hay or straw bales also allows for easier feeding and spreading of material.

Combine this with the perfectly equal flakes prepared by the New Holland precompression system, and you'll find that distributing feed or bedding materials is faster and easier than ever.

### Packer Cutter chopping on the BB9060

For basic cutting of silage, hay or straw, the Packer Cutter system is available on the three-foot wide model



BB9060. It uses three packer forks and six double tines. Crop is compacted effectively into the bale for improved silage, fewer bales to be handled and easier feeding. You engage and disengage the Packer Cutter function right from your tractor seat.

### Rotor Cutter system

Both the BB9060 and BB9080 can be ordered with the Rotor Cutter system, which provides the widest range of chop length to match any expectations demanded by modern farming practices.

### Reduced power consumption

The proven design of the Rotor Cutter feeding system with the W-tine pattern rotor assures an even spread of the cutting force for smooth cutting action. The ingenious design not only



CropCutter™ System options	Knife Distance	
	BB9060	BB9080
Packer Cutter System, 6 knives	Min. 4.5"	-----
Rotor Cutter System, 23 knives	Min 1.5"	-----
Rotor Cutter System, 17 knives	-----	Min. 3.1"



divides the power requirement equally over the two rotor halves—for both the BB9060 and BB9080—but it assures equal distribution of crop over the pre-compression chamber and the bale chamber.

### Hard-faced knives for the real tough stuff

Hard-faced knives are standard equipment on Rotor Cutter models and available as a dealer installed accessory on the Packer Cutter model. They extend the life of the knives in crops that are difficult to cut and in tough harvesting conditions. The sharpening interval of hard-faced knives can be up to three times longer than standard knives.



*Knife sharpening is easy, so your operators are more likely to do it when needed, resulting in smoother cutting that requires less power. The Rotor Cutter knife drawer slides out for fast knife inspection and sharpening.*



# Complete information and control

## Precision baling is natural and almost effortless with a BB9000 baler.

When you take to the field with a BB9000 Series baler, you have full command of baler performance, with plenty of information and the ability to make adjustments on the go. Setting or changing bale density, verifying the number of flakes, engaging the automatic greasing system, checking bale count—it's all at your fingertips!

### Monitoring that suits your fleet

BB9000 large square balers are ready to operate with any ISOBUS-compatible tractor, giving you full baler information and control using your tractor's built-in monitor. For operation with a non-ISOBUS tractor, you have two monitor choices. Choose the black and white InfoView™ II display or the state-of-the-art IntelliView™ III touch-screen color monitor used with other New Holland equipment. Simple fingertip operation allows you to navigate between screens.

### Ideal bale length consistency

Accurate, consistent bale length eliminates stacking and hauling frustrations. An optional dealer-installed electronic measuring system can be fitted to your BB9000 baler in addi-

tion to the standard mechanical bale length measuring system. The precision of the electronic system is assured by a notched wheel that measures precise movement of the

bale within the bale case. The system uses the "average flake" information to trip the knotting cycle. You set or change the bale length from the comfort of the tractor seat.





*A dealer-installed camera allows you to have a look behind for quick inspection of the completed bale, to check for obstacles when backing up or to check traffic while on the road. The camera display connects to the IntelliView™ III color monitor, and the monitoring/camera display is easily switched from the cab while at work.*



*Have your dealer install this bale weighing system for handy, on-the-go weighing that provides a quick, reliable measurement for you and your customers. The system delivers accuracy of +/- 2% and easily handles different bale sizes in any kind of crop condition. (Available 2009)*



*An optional dealer-installed moisture sensing system aids in precise additive application and prevents baling crops that are not ready. Two star wheels penetrate the bale to provide an extremely accurate moisture measurement.*

*A safe, yet effective method for preserving baled hay is CropSaver™ from New Holland. CropSaver is a safe solution used to preserve all types of hay including alfalfa and grass. You can get out into the fields to bale earlier and work later in the evenings. That's because when hay is treated with CropSaver hay preservative, you can bale hay at moistures up to 26% without worry of heating or mold damage. CropSaver also helps to maintain both the fresh smell and green color of hay, even after it's stored. Two applicator control systems are available to match your operation. The Electronic Control System uses a solid state electronic pump to hold the application rate constant once it is set by the operator. An optional Automatic Control System accurately senses moisture on the go and adjusts the application of preservative every three seconds to match the condition of the hay. This precision gives the operator the exact amount of product required to keep the crop in great condition without wasting product.*

*Two applicator control systems are available to match your operation. The Electronic Control System uses a solid state electronic pump to hold the application rate constant once it is set by the operator. An optional Automatic Control System accurately senses moisture on the go and adjusts the application of preservative every three seconds to match the condition of the hay. This precision gives the operator the exact amount of product required to keep the crop in great condition without wasting product.*



# Smooth ejection and bale placement

## BB9000 balers deliver bales smoothly and safely.

Bales emerge and eject more easily with the new BB9000 Series balers. The side doors and top chamber rail open completely, eliminating any possible restriction on the sliding bale, for faster and easier ejection with less strain on the ejection teeth.

### Full and partial Bale-Eject™ system

After finishing a day's work, the standard Bale-Eject™ system fully clears the bale chamber of any remaining crop. A dedicated control lever at the rear of the baler hydraulically engages two rails at the bottom of the bale chamber, each with four

tines, to eject the entire bale completely. Or, use the partial Bale-Eject system to keep a number of flakes inside the bale chamber to start off the next bale faster. Activated by separate hydraulics, pushing teeth located on each side of the bale chamber eject only the completed bale and leave the start of the next bale in the chamber.

### Roller bale chute

Highly appreciated in any crop and working condition is the roller bale chute. It is standard equipment on all models. For even smoother ejection, the last two rollers are

mounted on heavy-duty bearings. The long lower floor of the bale chamber also serves to smooth bale ejection, and the side supports of the bale chute are designed for long service life.





## Accumulator Improves Bale Pickup Efficiency

New Holland offers a fully integrated bale accumulator for the BB9000 Series Large Square Balers. The accumulator is designed to group bales into a package that is easy to handle, allowing you to group bales throughout the field to reduce passes over field and save fuel. The New Holland accumulator handles both haylage and dry hay bales ranging from 4.5 to 9.0 feet long.

Four optional automatic dump patterns allow you to arrange bales

together for a package that fits your handling capabilities. You can eject bales in groups of 2, 3 or 4. You can manually eject the bales at any time.

You control the accumulator using the InfoView™ II or IntelliView™ III monitor.

Accumulator Model	AC3104	AC4104
Capacity	3 Bales	3 Bales
Bale Size	32.5" wide bales	48" wide bales
Eject	Manual or Auto	Manual or Auto
Width	116"	162"
Length	110"	110"
Height*	32"	32"
Weight	2,200 lbs.	2,800 lbs.
Hydraulic Requirement	10 gpm continuous pressure	10 gpm continuous pressure
Silage Bales	Yes	Yes

\*with 26 x 12 x 12 tires

# Built-in reliability and quality

## Reliable components, rugged construction and simple maintenance assure long baler life.

Rugged construction is vital for long baler life, and BB9000 balers are built for the long haul. A durable one-piece frame is the foundation of these reliable balers.



### Sturdy gearboxes keep you going longer

A high-capacity baler that processes a large amount of crop implies the transmission of high forces. On the New Holland large square balers, gearboxes are used for all main drivelines, which results in increased reliability and lower maintenance requirements.

### Automatic oiling and greasing for peace of mind

The standard automatic oiling and centralized greasing systems keep all chains oiled and major grease points lubricated for increased reliability and reduced maintenance. Automatic

oiling and greasing system is controlled from the monitor in the cab for easy adjustment.



### Choose the axle for your terrain

Choose a single or tandem axle depending on the field conditions





you face. The large-diameter tires mounted on single axle units reduce the risk of bulldozing, while the tandem axle reduces soil compaction and vertical baler movement. The tandem axle also improves the ride when working in the field or when traveling on the road at high speed. To reduce ground friction, the tandem axle models are fitted with an Auto-Steer™ tandem axle which allows the tires to follow the driving direction of the turn to eliminate field damage. The axle can be locked for road transport or backing up in the field.

#### **Slim hitch for tight turns**

The design of the new BB9000

balers makes it easier to maneuver in the field, around the farm and on the road. The straight driveline arrangement of the drawbar and the narrower overall tongue construction results in a 5% improvement in turning radius on headland turns compared to previous models for tighter turns.



*Durable BB9000 balers are built on this massively engineered one-piece frame.*



*The tandem axle helps smooth the ride over rough terrain or for higher-speed road travel.*



# Specifications



## BB9000 SERIES BALERS—BUILT WITH PRIDE IN ZEDELGEM

New Holland large square balers have been designed and developed in Zedelgem, Belgium. More than 100 years ago this is where the first but extremely important steps were taken towards the mechanization of harvesting. Today, the Zedelgem site is the “New Holland Center of Excellence for Harvesting Equipment”. The new BB9000 large square baler models are built in this high-capacity manufacturing facility by dedicated people who know what total customer satisfaction means, both in terms of harvesting performance and on-the-job reliability.



MODEL	BB9060	BB9060 Packer Cutter	BB9060 Rotor Cutter	BB9080	BB9080 Rotor Cutter
<b>Bale Dimensions</b>					
Width, in. (mm)	31.5 (800)	31.5 (800)	31.5 (800)	47.3 (1200)	47.3 (1200)
Height, in. (mm)	35.4 (900)	35.4 (900)	35.4 (900)	35.4 (900)	35.4 (900)
Maximum length, in. (mm)	102.3 (2600)	102.3 (2600)	102.3 (2600)	102.3 (2600)	102.3 (2600)
<b>Tractor Requirements</b>					
Minimum PTO power, hp	102	110	130	122	150
PTO speed, rpm	1000	1000	1000	1000	1000
<b>Hydraulic Remotes</b>					
Single axle	2	3	3	2	3
Tandem axle	2	3	3	2	3
<b>Main Drive</b>					
Protection	Shearbolt, overrunning clutch and slip clutch				
<b>SuperSweep™ Pick-up</b>					
Width, in. (mm)	78.0 (1981)	78.0 (1981)	78.0 (1981)	88.6 (2250)	94.5 (2400)
Flotation	Adjustable spring	Adjustable spring	Adjustable spring	Adjustable spring	Adjustable spring
Hydraulic pick-up lift	Standard	Standard	Standard	Standard	Standard
Gauge wheels 15 x 6.00-6-4 ply	2	2	2	2	2
<b>CropCutter™ System</b>					
Knives options	—	6	23	—	17
Knife distance, in. (mm)	—	4.5 (114)	1.5 (39)	—	3.1 (78)
Knife removal	—	From the front	Sliding knife drawer	—	Sliding knife drawer
Knife activation, In – Out	—	Hydraulic	Hydraulic	—	Hydraulic
Knife protection	—	Individual springs	Individual springs	—	Individual springs
<b>Feeding System</b>					
Feeder	2 packer forks 6 single tines	3 packer forks 6 single tines	Rotor Width 38.3 in. “W” tine configuration	3 packer forks 9 single tines	Rotor Width 53.4 in. “W” tine configuration
Feeder protection	Slip clutch	Slip clutch	Cut-out clutch	Slip clutch	Cut-out clutch
Stuffer	Fork type with 4 tines	Fork type with 6 tines	Fork type with 4 tines	Fork type with 6 tines	Fork type with 6 tines
Stuffer protection	Shearbolt	Shearbolt	Shearbolt	Shearbolt	Shearbolt
Pre-compression chamber, volume, ft³ (m³)	8.8 (0.25)	8.8 (0.25)	8.8 (0.25)	10.6 (0.3)	10.6 (0.3)
<b>Plunger</b>					
Speed, strokes/min.	42	42	42	42	42
Length of stroke, in. (mm)	28 (711)	28 (711)	28 (711)	28 (711)	28 (711)
<b>Tying System</b>					
Type	Double-knot type	Double-knot type	Double-knot type	Double-knot type	Double-knot type
Number of twines	4	4	4	6	6
Knotter fan type	Electric	Electric	Electric	Electric	Electric
Knotter function alert	Monitor and visual	Monitor and visual	Monitor and visual	Monitor and visual	Monitor and visual
Knotter lubrication	Automatic greasing	Automatic greasing	Automatic greasing	Automatic greasing	Automatic greasing
Twine ball capacity	30	30	30	30	30
<b>Bale Density System</b>					
Proportional 3-way control	Monitor controlled	Monitor controlled	Monitor controlled	Monitor controlled	Monitor controlled
Manual override	Standard	Standard	Standard	Standard	Standard
<b>Electronic Control System</b>					
ISO 11783 connection ready	Standard	Standard	Standard	Standard	Standard
InfoView™ II monitor	Standard	Standard	Standard	Standard	Standard
IntelliView™ III touch-screen color monitor	Optional	Optional	Optional	Optional	Optional
<b>Tires</b>					
Single axle	600/55 x 22.5, 16 PR	600/55 x 22.5, 16 PR	600/55 x 22.5, 16 PR	710/40R x 22.5	710/40R x 22.5
Tandem axle	500/50 x 17, 14 PR	500/50 x 17, 14 PR	500/50 x 17, 14 PR	500/50 x 17, 14 PR	500/50 x 17, 14 PR
<b>Baler Dimensions</b>					
Length chute closed, in. (mm)	284.6 (7230)	284.6 (7230)	284.6 (7230)	284.6 (7230)	284.6 (7230)
Width (single axle 600/55 x 22.5 tires), in. (mm)	101.6 (2580)	101.6 (2580)	101.6 (2580)	101.6 (2580)	101.6 (2580)
Width (tandem axle 500/50 x 17 tires), in. (mm)	99.2 (2520)	99.2 (2520)	99.2 (2520)	99.2 (2520)	99.2 (2520)
Height (single axle), in. (mm)	122 (3100)	122 (3100)	122 (3100)	122 (3100)	122 (3100)
Height (tandem axle), in. (mm)	120 (3050)	120 (3050)	120 (3050)	120 (3050)	120 (3050)
Weight (single axle), lb. (kg)	15,035 (6820)	15,807 (7170)	17,240 (7820)	17,019 (7720)	19,466 (8830)
Weight (tandem axle), lb. (kg)	16,358 (7420)	17,129 (7770)	18,563 (8420)	18,342 (8320)	20,789 (9430)

# Value, Service and Solutions

When you place your confidence in New Holland agricultural equipment, you also get the finest support. Your local New Holland dealer stands behind you at every step with the equipment, parts, service and financial services you and your operation need.

**Become part of the family.** You'll find the perfect combination of equipment at your New Holland dealer, including a full line of tractors, hay and forage equipment, harvesting, crop production and material handling equipment. We're one big productive family. Ask your New Holland dealer about becoming part of the family and receive special *FAMILY VALUE\$* discounts.

## **FAMILY VALUE\$**

**Quality parts and service.** Turn to your New Holland dealer after the sale for expert, factory-trained service and genuine New Holland-branded parts to keep you working productively season after season.

**Financing solutions.** Your New Holland dealer can tell you about smart ways to turn your financial challenges into opportunities with a portfolio of innovative financial services available through CNH Capital, including customized financing, leasing, insurance and the purchasing convenience of a Commercial Revolving Account.

## **CNH CAPITAL**

For reliable equipment, parts and service—or just honest advice on farming and finance—turn to New Holland and your trusted New Holland dealer.



*We are proud to support the FFA.*

## **NEW HOLLAND TOP SERVICE<sup>SM</sup> MAKES YOUR NEEDS A TOP PRIORITY**

**Top Service is managed in close partnership with New Holland Dealers and Service Teams.**



### **TOP AVAILABILITY**

24/7, year-round support and information — just by calling one toll-free number.



### **TOP SPEED**

New Holland is redefining "fast" — with express parts delivery when and where you need it.



### **TOP PRIORITY**

Fast-track solutions maximize your productivity — because your harvest can't wait.



### **TOP SATISFACTION**

We drive and track the solution you need, keeping you informed — until you are satisfied.



**866-NEW-HLND**  
866-639-4563

Visit our Web site at [www.newholland.com/na](http://www.newholland.com/na)

Design, materials and/or specifications are subject to change without notice and without liability therefor. Specifications are applicable to units sold in Canada, the United States, its territories and possessions, and may vary outside these areas.

© 2008 CNH America LLC. All rights reserved. New Holland and CNH Capital are registered trademarks of CNH America LLC. Any trademarks referred to herein, in association with goods and/or services of companies other than CNH America LLC, are the property of those respective companies.



Safety begins with a thorough understanding of the equipment. Always make sure you and your operators read the Operator's Manual before using the equipment. Pay close attention to all safety and operating decals and never operate machinery without all shields, protective devices and structures in place.

NH10270802 • 120820 • MG • PRINTED IN U.S.A.