



# NEW HOLLAND BR6000

BR6080 | BR6090 | BR6090 COMBI



## A BALER FOR EVERY TASK

Whatever you have to bale, New Holland Roll-Bar™ Balers can be specified to suit your requirements. There is choice of feeding systems and if you have to cut the crop, the CropCutter™ system is available. You can choose your wrapping material, pattern and operating system, and you can even have an integrated silage wrapper.



### THE ROLL-BAR™ SYSTEM, RELY ON IT

Whatever the model or specification of the Roll-Bar™ Baler, rotation bars, which become embedded in the bale, ensure positive turning. This allows the baling of any crop, whatever its condition, whatever the bale density required.



### TWO BASIC MODELS

New Holland offers two models of Roll-Bar™ Balers: the Model BR6080 and the Model BR6090. The bale sizes produced are the same, but the difference lies in the material used to wrap the bales. The BR6080 uses a twine only system, suitable for hay or straw bales, while the BR6090 offers the choice of twine or net wrap, ideal for those who need the flexibility to wrap silage.



### PERFECT BALE SHAPE

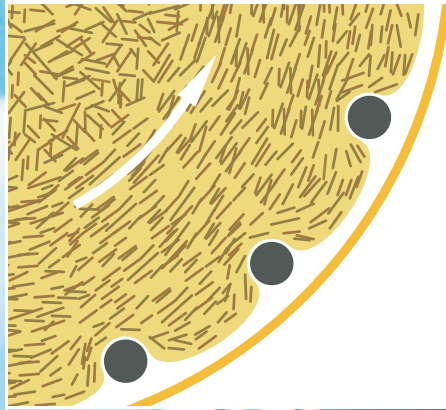
A heavy-duty floor roll provides a sure start for the bale, supporting it and ensuring excellent appearance with good weathering characteristics by gentle but firm rotation during the formation process. The core of the bale is softer than the outside for good aeration.

## A PROVEN CONCEPT WITH GREAT FEATURES

### HIGH FIELD CAPACITY

The New Holland Roll-Bar™ Baler BR6000 Baler range has all the characteristics that provide a high operating speed. The wide pick up with an adjustable floatation system and two sturdy pick-up wheels ensure excellent ground following for perfect crop quality and high daily output.





### POWERFUL BALE FORMATION

Premier bale formation in all crops is ensured by a floor roll and a starter roller, together with high tensile steel bale rotation bars. This all results in early core formation and positive rolling action in all crops and conditions.



### QUALITY BALES

The positive start to bale formation permits the complete unrolling of the bale. Chop length can be adjusted by selecting fifteen, seven or eight CropCutter™ knives. Hard faced knives are available for more bales between each sharpening.



### EASY MATERIAL DISTRIBUTION, HIGH QUALITY SILAGE

When fitted with the CropCutter™, the Model BR6090 can operate with up to fifteen knives engaged in the feeder system. Cutting the incoming crop will increase the bale density and the silage quality. For bedding applications the cut material will be more evenly distributed.



### VIRTUALLY NO LOSSES

BR6000 bale chambers are completely enclosed. The large diameter stripper roller reduces crop feedback, also the gap between the tailgate and the bale chamber is minimal. Losses are therefore reduced during formation, wrapping and ejection.




### NEW AUTOMATIC OILER SYSTEM

Featuring a 1,9l oil reservoir, the new oiler system automatically pumps oil to the chains with each tailgate cycle. The amount of oil can be adjusted at the bottom of the pump.

# POSITIVE FEEDING WITH EFFICIENT CUTTING AND HIGH CAPACITY BALING

A 2 metre wide pick-up with closely spaced curved tines, wide pneumatic gauge wheels and a very efficient pick-up flotation system contribute to the Super Sweep™ pick-up action.



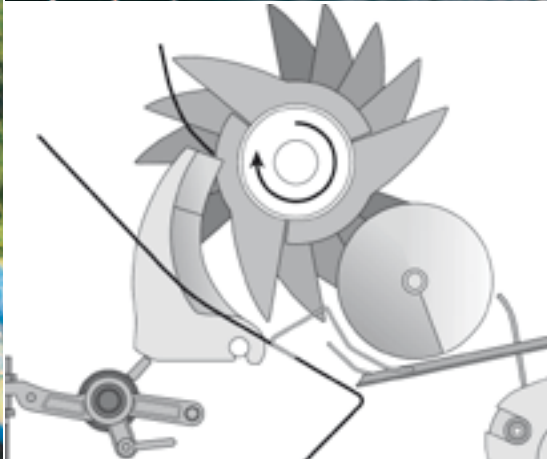
## OPTIMUM CROP TRANSFER

The long pick-up tine guards and two short side augers ensure a smooth, uninterrupted crop flow to the feeder.



## INCREASED OUTPUT IN HIGH VOLUME CROPS

The standard plate and tine windguard can be fitted with an optional feed roller kit. The roller improves crop transfer in high volume crops and helps make the crop layers more even so has a positive influence on the baler's overall performance.



### IMPROVED SILAGE QUALITY

The 1.40m wide cutting rotor with fifteen three-lobe double fingers positively transfers the crop to the bale chamber. With the CropCutter™ system engaged, bale density is increased and silage quality improved.

### NO ESCAPE, EASY CLEARING

The design of the rotor lobes and knives prevents uncut crop entering the bale chamber and a “knife out” indicator warns the operator should a knife not be in the cutting position. A uniform cut ensures quality silage and ease of distribution. A hydraulic rotor reverser kit allows clearing a rotor blockage from the tractor seat.

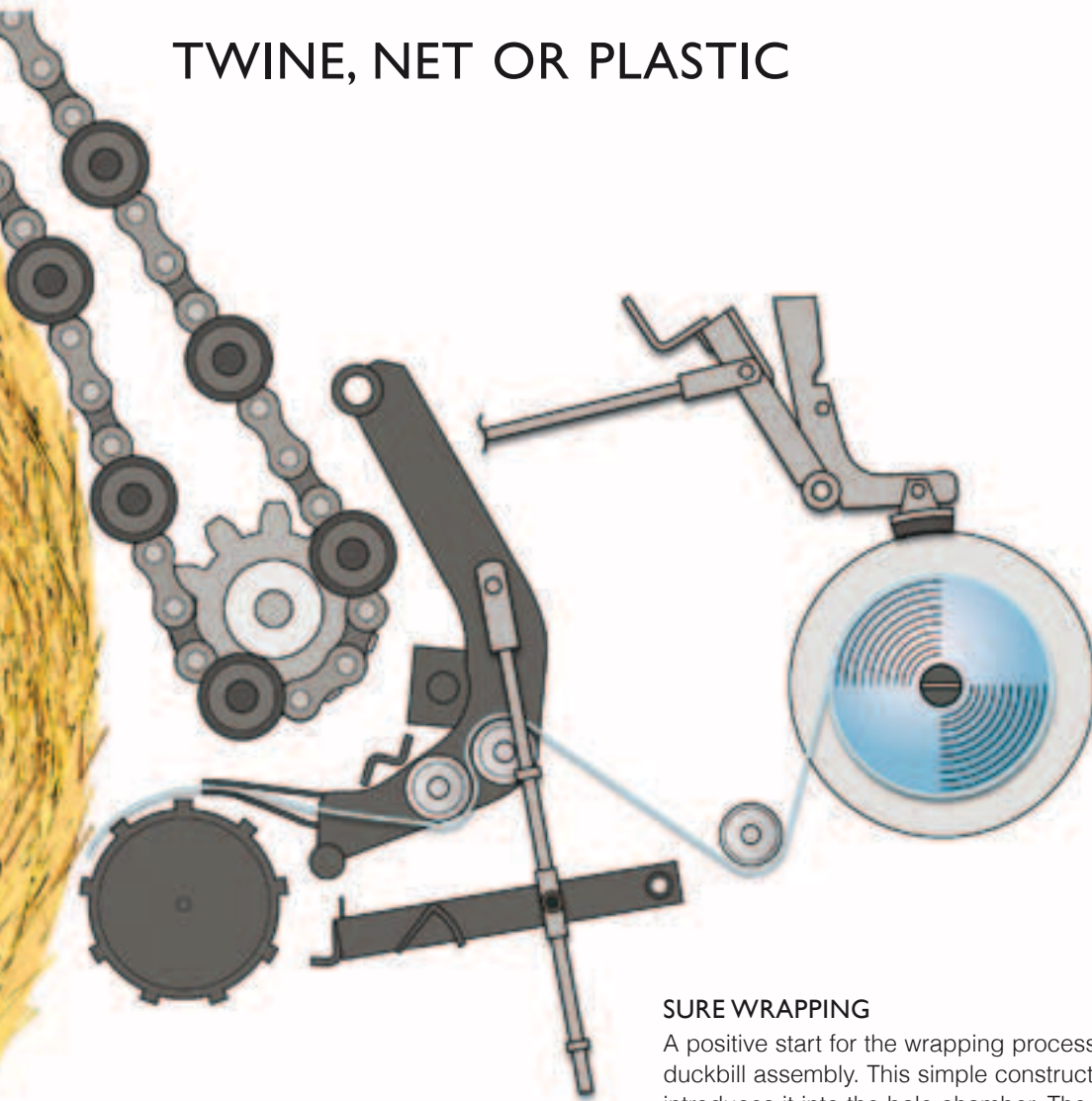
### MAINTAINING A HIGH FIELD OUTPUT

The high clutch torque setting on the main driveline significantly reduces blockages and improves the feeding regularity. This adds to the high daily output. The use of separate tensioners for the main apron chain, eliminates the need to reposition the tailgate shaft. The standard central oiling system on the rotor models also lubricates the main Roll-Bar™ apron chain.

### READY FOR LONG STORAGE

The 2.00m wide pick-up can tackle the widest windrows and makes “weaving” almost unnecessary, so reducing operator fatigue. This results in equal filling of the bale for more uniform density and increased stability-even over longer storage periods.

## TWINE, NET OR PLASTIC



### SURE WRAPPING

A positive start for the wrapping process is ensured by the unique duckbill assembly. This simple construction takes net, twine or plastic and introduces it into the bale chamber. The wrapping material is then guided onto the bale surface and pulled around the finished bale as it rotates.



### MORE THAN WRAPPING

The Bale Command Plus™ system provides information about major baler functions and controls the major settings. For example: bale chamber filling left/right, near full bale warning, status of the wrapping control actuator, bale ready for ejection, status of the CropCutter™ control system, total bale count, field bale count, twine bale count, net bale count, cut bale count, the list is extensive and goes on.





### MORE THAN A FULL DAY'S BALING

The standard BR6090 baler carries three rolls of net (one active and two stored). Twine and net wrap balers can store up to six twine balls in place of a net roll.



### BALE SHAPE INDICATION

For optimum bale shape and density even when operating in irregular windrows, the Bale Command Plus™ system provides a bar graph indication of the bale chamber filling. For equal filling, the operator can guide the baler according to the information displayed on bar graph.



### INCREASED BALE PROTECTION

For outside storage of straw bales New Holland Roll-Bar™ balers can work with full width plastic film. For silage baling the additional plastic layers protect the crop and can help improve silage quality.

## BALING AND WRAPPING IN ONE FIELD PASS

### SAVING TIME AND MONEY

Saving time and money The New Holland BR6090 Combi reduces tractor, machine and manpower effort by combining baling and wrapping into one field process. Wrapping and unloading take place while the next bale is made. Integrated electronics and hydraulics automatically move and wrap the bale with a minimum of operator input. Compared to round baling only, the combined operation only needs a few seconds more per bale. This is the time needed to transfer the bale to the wrapper.



### INCREASED SILAGE QUALITY

Wrapping bales as they leave the baler eliminates exposure in the field and loss of quality due to weather conditions. Also, there is no chance for soil contamination. Should one of the plastic film rolls run out, it is possible to finish the bale wrapping cycle with one roll. In this case, the conveyor chain speed for the bale rotation is adapted to the single film application.



### RAPID BALE TRANSFER

For sustained field productivity, the fast powerful transfer fork lifts the bale onto the wrapping platform. The tailgate is closed and baling is able to continue with only a few seconds delay. The wrapping operation can be fully automatic so that ejection, wrapping and unloading is completed without operator involvement. Alternatively the semi automatic mode can be selected, in which case an audible and visual signal informs the operator that a completed bale is ready to be ejected. The single push of a button then starts the sequence.



### RELIABLE WRAPPING

The twin 750mm film satellite arms have three selectable speeds for fast wrapping and optimum film use. To avoid the film being snatched or torn, the satellites revolve slowly at the start of the wrapping process and progressively speed up. On the wrapping table, a steel conveyor chain ensures positive bale rotation, while four carefully designed centring rollers protect the film from damage.



### ONE SINGLE MONITOR

The range of baler functions and the various steps in the wrapping process on the BR6090 Combi, are all controlled from IntelliView™ III monitor. It constantly informs the operator about the bale chamber filling left/right, gives the near full bale warning and information regarding bale counts etc. It also controls and provides information about the progress of the bale transfer to the wrapper, the wrapping itself and ejection.

### **RUGGED AND MANOEUVRABLE**

The New Holland BR6090 Combi is designed and built to operate in rough conditions. A unique “off centre pivot” design tandem axle gives a low centre of gravity and exceptional stability. The round baler wrapper combination remains well balanced during bale transfer, wrapping and unloading, even with a full bale in the balechamber. With an overall width of only 2.75m and a length of 6.20m, the New Holland BR6090 Combi can enter narrow gateways and is easily reversed into confined spaces.

### **HILLSIDE OPERATION**

The BR6090 Combi is designed with hillside operation in mind. A transfer fork fully cradles the ejected bale while it is moved to the wrapping table and a pair of hinged guides prevent it from sliding sideways. Several unique design features that retain full control of the bale during transfer and wrapping allow the Combi to work on slopes up to 15%. A quarter turn bale chute can be specified for those customers wishing to handle and store bales on their ends. This system also has the advantage that the bales are more stable and less likely to roll away when operating in very hilly conditions.



### **SAFE UNLOADING**

Two pivoting rollers at the rear of the wrapping table, prevent the bale from rolling backwards when working on steep slopes. Once the bale is wrapped, the wrapping platform tilts and the special rollers pivot down to form an unloading ramp. Film damage is prevented by a ground pressure sensing roller, which rolls down the stubble where the bale is to be placed.

### **SAVING TIME WHEN CLEARING FIELDS**

When the knives have cut the film, the bale can be immediately automatically unloaded, or the operator can be informed that the bale is ready to be unloaded. The bale is then dropped by a single push on a button any time before the next bale is ready to be ejected and at a place chosen by the operator. Additionally the Combi can also be used as a two-bale accumulator.

## SIMPLE, YET VERSATILE AND PRODUCTIVE

### FIRM BALES

The Model BR6080 has a standard 2.00m wide pick-up with 112 tines on four tine bars. Two stub augers bring the crop to the 1.40m wide crank type feeder, which transfers it to the 1.20m wide bale chamber. This narrowing of the crop's path helps produce a bale with good side fill and square shoulders.



### CHOICE OF SYSTEM, CHOICE OF AMOUNT

The twine guides are activated by a cord or an optional electric twine start feature. There is a choice of three twine wrapping patterns.

### DOUBLE WRAPPING SPEED

The two separate twinnes of the Twin Twine wrapping system cut wrapping time in half. Dispensers introduce the twinnes separately and apply them in steady spirals.

### RIGHT DENSITY AND PERFECT SHAPE

The large diameter floor roll takes the crop off the rear of the pick-up ensures a good start to the bale formation process. It also supports the weight of the bale as it grows in the bale chamber. Rotation bars that become embedded in the bale contribute to a positive rolling action, producing bales that can be unrolled to the core.

## BEYOND THE PRODUCT

### TRAINED TO GIVE YOU THE BEST SUPPORT

Your dedicated New Holland dealer technicians receive regular training updates. These are carried out both through on-line courses as well as intensive practical field based courses.

This advanced approach ensures your dealer will always have access to the skills needed to look after the latest and most advanced New Holland products.

### UNLIMITED SUPPORT FOR UNLIMITED SATISFACTION

New Holland gives you all the support you need, especially during the season with fast-track solutions: because your harvest can't wait! In addition, New Holland drives and tracks the solution you need, keeping you informed: until you are 100% satisfied!



**DO NOT RISK YOUR MACHINE'S LIFE.  
BUY CNH ORIGINAL PARTS!**



MODELS	BR6080	BR6090 - BR6090 Combi
<b>Bale size</b>		
Bale width / Bale diameter	(m) 1.20 / 1.25	1.20 / 1.25
Volume	(m <sup>3</sup> ) 1.47	1.47
<b>Pick-up</b>		
Width	(m) 2.00	2.00
Number of tines / tine bars	112 / 4	112 / 4
Windguard	plate & tines	plate & tines
Windguard roller	–	○
Pick-up wheels, 15 x 6.00-6-4ply	●	●
Protection PTO shaft	cut out clutch	cut out clutch
Protection pick-up driveline	shearbolt	shearbolt
Hydraulic pick-up lift	●	●
<b>Feeding</b>		
Type	Crank type	Rotor type
Rotor reverser kit	–	○ / ●
Number of augers	2	2
Feeder width (m)	140	140
<b>CropCutter™</b>		
Number of knives	–	15 (maximum)
Knife range choice	–	15 / 7 / 8 / 0
CropCutter™ engagement	–	Bale Command Plus™
Knife protection	–	Spring
Rotor reverser kit	–	○
<b>Bale formation</b>		
Type	Roll-Bar™ system	Roll-Bar™ system
Rollers	1 bottom roll	1 bottom roll & 1 starter roll
Number of bale rotation bars	36	34
<b>Wrapping</b>		
Type	Twin Twine System	Bale Command Plus™
Control	Twin driven	Electric
Number of twines	2	2
<b>Twine wrapping patterns</b>		
Pre-programmed	3	3
Customer programmed	–	1
Number of twine balls	5	5
Net wrapping	–	Duckbill type
Net, number of wraps	–	Variable, 1 / 4 wraps
Net storage	–	1 active, 2 stored
<b>Silage wrapper</b>		
Film width	(mm) –	750
Number of wrapping arms	–	2
Pre-stretch	–	70%, adjustable
Hydraulic system	–	one single acting with free flow return
Oil flow min / max	(litres/min) –	20 / 30
Quarter turn bale chute	–	– / ○
<b>Baler dimensions</b>		
Length, incl. bale ejector (combi)	(m) 3.95	3.95 - (6.20)
Height (combi)	(m) 2.35	2.35 - (2.80)
Width without pick-up wheels	(m) 2.40	2.40
Width with pick-up wheels (combi)	(m) 2.69	2.69 - (2.75 with 15.0/55-17 tyres)
Weight (combi)	(kg) 2335	2800 - (4580)
<b>Tyres</b>		
11.5/80 x 15.3 - 8 ply	●	●
15.0/55 x 17 - 10 ply	○	○
19.0/45 x 17 - 10 ply	–	○
<b>Other equipment</b>		
Road light equipment	●	●
Automatic chain lubrication	–	●
Springloaded bale ejector	○	○

● Standard ○ Optional – Not available

# NEW HOLLAND. A REAL SPECIALIST IN YOUR AGRICULTURAL BUSINESS.



AT YOUR OWN DISTRIBUTOR



Visit our website: [www.newholland.com](http://www.newholland.com)  
Send us an e-mail: [africa.topservice@newholland.com](mailto:africa.topservice@newholland.com)  
[middleEast.topservice@newholland.com](mailto:middleEast.topservice@newholland.com)



The data indicated in this folder are approximate. The models described here can be subjected to modifications without any notice by the manufacturer. The drawings and photos may refer to equipment that is either optional or intended for other countries. Please apply to our Sales Network for any further information. Published by New Holland Brand Communications. Bts Adv. (Turin) - 04/15 - MEA5311N/INB

New Holland with



New Holland prefers **AMBRA** lubricants