

HS 380



HS 380

• High efficiency and top performances.

Alta efficienza e prestazioni top.

• **AUTO-SELECT + VARIOMATIC**

Intelligent control of the hoisting speed: automatic choice according to the weight of the load. All movements with micro-speed and controlled by electronic fine adjustments.

Gestione intelligente della velocità di sollevamento: scelta automatica in rapporto al peso del carico. Tutti i movimenti con micro-velocità e controllo elettronico.

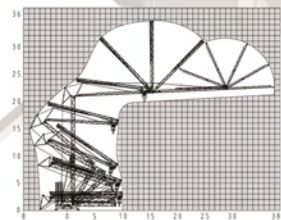

• **X-Type**

2 additional operation programs for power supply with current 230V single phase. 6 kW power, assembly and work. Max capacity up to 4 t always available. Supply flexibility and wide range of speeds.

Aggiunta di 2 programmi di funzionamento per alimentazione con corrente 230V monofase. 6 kW di assorbimento, montaggio e lavoro. Portata max fino a 4 t sempre disponibile. Flessibilità di alimentazione ed ampia gamma di velocità.

• **Tutor System (C-Type)**

Intelligent electronic monitoring for load, wind, level. Double display. Controllo elettronico intelligente di carico, vento e livello. Doppio display.



transport



STANDARD

GALVANIZED ZINCATA



SSM



ASD



QLS QUICK LOAD LIMITERS SETTING

HS 380 X					
400 V - Three-phase 11 kW - Trifase			230 V - Single-phase 6 kW - Monofase		
spd.	m/min▲	kg	m/min▼	spd.	m/min▲
1	5	2000	5	1	5
2	25	2000	25	2	10
2+	31	1500	31	2+	14
3	46	1000	46	3	25
3+	56	500	56	3+	35
ELECTRONIC					
AUTO SELECTOR					
1	2	4000	2	1	2
2	12	4000	12	2	5
2+	16	3000	16	2+	7
3	23	2000	23	3	13
3+	28	1000	28	3+	18
ELECTRONIC					
AUTO SELECTOR					
1	0 → 21	< 4000	IV	1	0 → 21
2	0 → 30	< 4000	IV	1	0 → 30
2+	0 → 41	< 2000	IV	2	0 → 41
ELECTRONIC					
AUTO SELECTOR					
1	0 → 0.3	rpm	1	0 → 0.3	rpm
2	0 → 0.8	rpm	2	0 → 0.8	rpm
ELECTRONIC					
3 kW - 230 V			3 kW - 230 V		
ELECTRONIC					

HS 380 V / C Tutor					
400 V			Three-phase 16 kW		
spd.	m/min▲	kg	m/min▼	spd.	m/min▲
1	5	2000	5	1	5
2	25	2000	25	2	10
3	46	1000	46	3	25
4	46	1000	57	4	57
ELECTRONIC					
VARIOMATIC					
1	2	4000	2	1	2
2	12	4000	12	2	5
3	23	2000	23	3	13
4	23	2000	28	4	28
ELECTRONIC					
VARIOMATIC					
1	0 → 20	< 4000	IV	1	0 → 20
2	0 → 32	< 4000	IV	2	0 → 32
3	0 → 44	< 2000	IV	3	0 → 44
ELECTRONIC					
VARIOMATIC					
1	0 → 0.3	rpm	1	0 → 0.3	rpm
2	0 → 0.5	rpm	2	0 → 0.5	rpm
3	0 → 0.8	rpm	3	0 → 0.8	rpm
ELECTRONIC					
3 kW			3 kW		
ELECTRONIC					

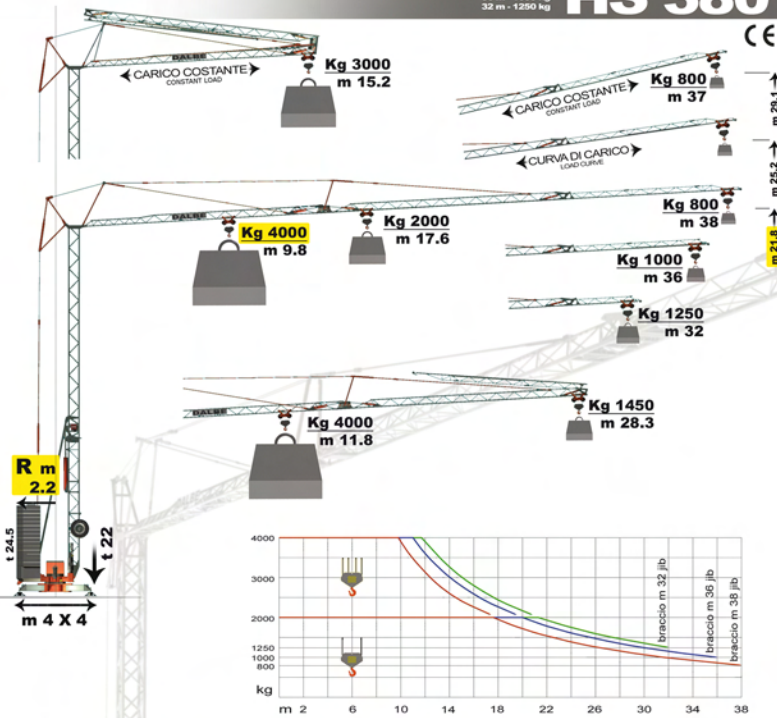
HS 380 S					
400 V			Three-phase 16 kW		
spd.	m/min▲	kg	m/min▼	spd.	m/min▲
1	6	2000	6	1	6
2	26	2000	26	2	10
3	44	1000	54	3	54
ELECTRONIC					
VARIOMATIC					
1	3	4000	3	1	3
2	13	4000	13	2	12
3	22	2000	27	3	24
ELECTRONIC					
VARIOMATIC					
1	0 → 21	< 4000	IV	1	0 → 21
2	0 → 42	< 2000	IV	2	0 → 42
ELECTRONIC					
VARIOMATIC					
1	0 → 0.3	rpm	1	0 → 0.3	rpm
2	0 → 0.8	rpm	2	0 → 0.8	rpm
ELECTRONIC					
3 kW			3 kW		
ELECTRONIC					

HS 380 N					
400 V			Three-phase 15 kW		
spd.	m/min▲	kg	m/min▼	spd.	m/min▲
1	6	2000	6	1	6
2	24	2000	24	2	10
3	48	1000	48	3	20
ELECTRONIC					
VARIOMATIC					
1	3	4000	3	1	3
2	12	4000	12	2	12
3	24	2000	27	3	24
ELECTRONIC					
VARIOMATIC					
1	0 → 21	< 4000	IV	1	0 → 21
2	0 → 42	< 2000	IV	2	0 → 42
ELECTRONIC					
VARIOMATIC					
1	0 → 0.3	rpm	1	0 → 0.3	rpm
2	0 → 0.8	rpm	2	0 → 0.8	rpm
ELECTRONIC					
3 kW			3 kW		
ELECTRONIC					

38 m - 800 kg
36 m - 1000 kg
32 m - 1250 kg

HS 380

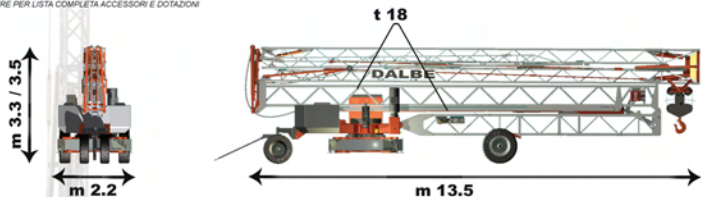
CE




OPTIONAL



ASK FOR COMPLETE STANDARD AND OPTIONAL FEATURES
CHIEDERE PER LISTA COMPLETA ACCESSORI E DOTAZIONI



All in the measure forms an values indicative, specific non sono impegnativi. Technical data are not binding and are only indicative.



MACCHINA COSTRUITA IN ITALIA CON MATERIALI E COMPONENTI EUROPEI



the crane professionals

sky
CRANES

GRU DALBE srl
via Europa, 84 - 21015 Lonate P. - VA - Italy
Tel +39 03 31 66 84 25 r.a.
Fax +39 03 31 66 87 62
db@grudalbe.com



www.grudalbe.com

AGENTE DI ZONA