

HYDRAULIC HAMMERS/ PLATE COMPACTORS

TRACTOR LOADER BACKHOES / SKID STEERS / COMPACT TRACK LOADERS
C SERIES MINI EXCAVATORS / EXCAVATORS

CASE
CONSTRUCTION



CNI INDUSTRIAL | GENUINE PARTS

HYDRAULIC HAMMERS

GROUNDBREAKING PERFORMANCE DESIGNED SPECIFICALLY FOR YOUR EQUIPMENT

CASE hammers deliver exceptional impact energy, long life and environmental impact. These unique benefits are due to an innovative blend of a simple yet efficient design and advanced “accumulator free” technology. With a complete range of 13 hammers on the same design philosophy, CASE hammers are ideal for applications from construction and demolition to rental, recycling, mining and quarrying.

Short, Fully-Enclosed Tie Rods

Short, fully enclosed tie rods with helicoil inserts provide protection from destructive vibration inherent in hydraulic hammers.

Cushion Chamber

Every blow is isolated from the carrier and operator. Energy is recycled and used for the next blow.

Long-Stroke Piston

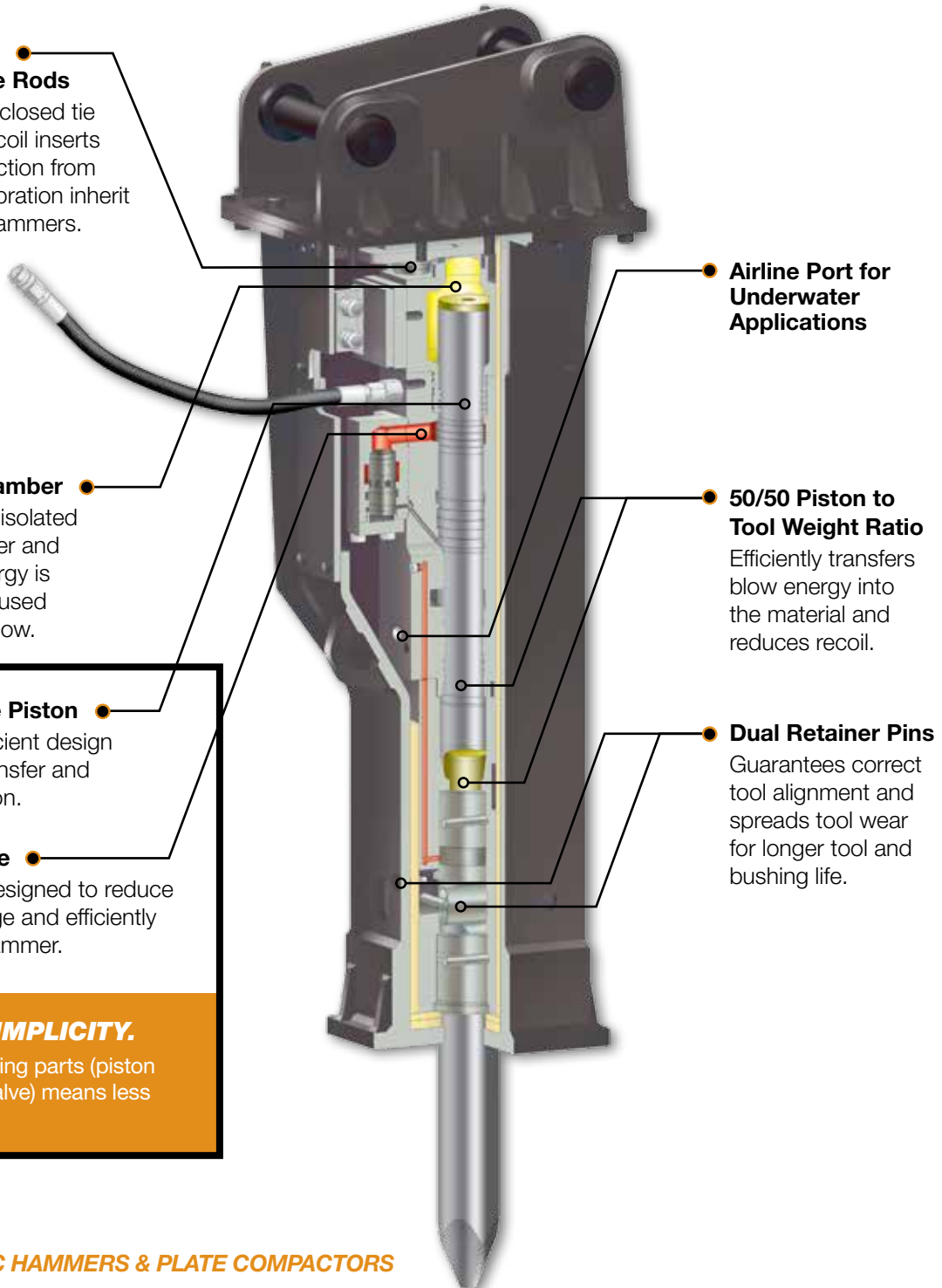
The most efficient design for energy transfer and recoil reduction.

Control Valve

Specifically designed to reduce hydraulic surge and efficiently control the hammer.

DESIGN SIMPLICITY.

Only two moving parts (piston and control valve) means less maintenance.



CASE HAMMERS TRACTOR LOADER BACKHOES

Features

- Two moving parts
- Low pressure gas charge
- Low recoil
- Low hydraulic surge
- Dual tool retainer pins
- Moil point included
- Gas recharge kit included
- Operation/service parts manual
- 3-year warranty*
- Optional offset mount on CH-5M and CH-6M for improved reach and transport position

Applications

- Demolition
- Construction
- Road maintenance

Requirements for Operation

- Uni- or bi-directional auxiliary hydraulics
- Pin/bushing kit specific to model series
- Dipper quick disconnect kit
- Hose kit specific to model
- Top cap for CH-6E
- Front counterweight for CH-6E

MODEL COMPATIBILITY	580M	580SM	590SM	580N	580SN	580SN WT	590SN	Required Equipment		
								Uni- Or Bi-Dir. Aux. Hyd.	Pin/Bushing Kit	Dipper Quick Disconnect Kit†
CH-5M Hydraulic Hammer	•	•	•	•	•	•	•	R	R	R
CH-6M Hydraulic Hammer		•	•				•	R	R	R
CH-6E Hydraulic Hammer**			•				•	R	R	R

†Order 84300153 from CASE Parts. **For CH-6E on standard dipper use 700# front counterweight. For CH-6E on Extendahoe use 1100# front counterweight.




Top Mount
CH-5M/6M shown

Offset Mount
CH-5M/6M shown

BASE UNITS: (Includes: hammer body, side plates and moil point)		
	Part Number	Weight (lbs)
CH-5M Hydraulic Hammer (top mount)	48015733	789
CH-5M Hydraulic Hammer (offset mount)	48015734	785
CH-6M Hydraulic Hammer (top mount)	48015736	868
CH-6M Hydraulic Hammer (offset mount)	48015737	861
CH-6E Hydraulic Hammer (must order top cap separately)	47575652	832
ADDITIONAL COMPONENTS: (Pin/bushing/insert and hose kit required for complete unit)		
Pin/Bushing/Insert Kit for M Series	47451118	45
Pin/Bushing/Insert Kit for N Series	47808120	45
Hose Kit for all 580 (includes quick disconnect)	48015738	6
Hose Kit for all 590 (includes quick disconnect)	48015740	8
Top Cap for CH-6E (also required for CH-6E)	48033938	144
ADDITIONAL COMPONENTS FOR CH-5M, CH-6M: (Order as needed)		
Moil Point (1 included with base hammer)	47451037	48
Chisel Point	47451039	53
Blunt Point	47451040	51
Asphalt Cutter (6" wide)	47451041	71
Tamping Pad (12" x 12")	47451042	130
Skid Steer Mounting Bracket for CH-5M with top mount	47450903	375
Auto Lube Kit fits CH-5M, CH-6M	47766709	9
ADDITIONAL COMPONENTS FOR CH-6E: (Order as needed)		
Moil Point (1 included with base hammer)	47575854	82
Chisel Point	47575855	86
Blunt Point	47575856	90
Auto Lube Kit fits CH-6E	47766712	12
Auto Lube Shield Kit fits CH-6E (use with 47766712)	47766713	5

SPECIFICATIONS			
	CH-5M	CH-6M	CH-6E
Impact Class (ft-lbs)	825	1000	1500
Blows per Min	550-1000	600-1050	550-1000
Operating Wt. - lbs (kg)	784 (356) T 780 (354) O	861 (390) T 856 (388) O	940 (426)
Tool Diam. - in (mm)	3.0 (76)	3.0 (76)	3.7 (94)
Input Flow - gpm (l/min)	9.2-16 (35-61)	10.6-18.5 (40-70)	12-21 (45-80)



1. Moil Point 3. Blunt Point 5. Tamping Pad
2. Chisel Point 4. Asphalt Cutter

*3-year limited warranty covers body and internal components (including tie-rods). Seals covered under 1-year warranty. Warranty does not include wear parts (eg. tools, bushings, etc.).

CASE HAMMERS

SKID STEERS/COMPACT TRACK LOADERS

Features

- Two moving parts
- Low pressure gas charge
- Low recoil
- Low hydraulic surge
- Dual tool retainer pins
- Hoses and quick disconnects included
- Moil point included
- Gas recharge kit included
- Operation/service parts manual
- 3-year warranty*
- Uses standard auxiliary hydraulics

Applications

- Demolition
- Construction
- Road maintenance

Requirements for Operation

- Standard auxiliary hydraulics
- Demolition door



CH-3M shown

MODEL COMPATIBILITY	SR130	SR150/SR160	SR175/SV185	SR200/SR210	SR220/SR240		SV250/SR250 SR270/SR280	SV300/SV340		TR270/TR310		TR320/TR340 TV380	Required Equipment						
	410	420	430	440	435	445/450	465	420CT		440CT	445CT/450CT		STD Flow	High-Flow	CASE Drain	Front Elec	Demo Door	2nd Aux	
CH-2M Hydraulic Hammer	•	•	•	•									R					R	
CH-3M Hydraulic Hammer		•	•	•	•	•	•	•	•	•	•	•	R					R	
CH-4M Hydraulic Hammer			•	•	•	•	•	•	•	•	•	•	R					R	
CH-5M Hydraulic Hammer					•	•	•	•			•	•	R					R	

LUBRICATION SYSTEM: (Optional)		
	Part Number	Weight (lbs)
Auto Lube Kit fits CH-2M to CH-5M	47767709	9

SPECIFICATIONS	CH-2M	CH-3M	CH-4M	CH-5M
Impact Class (ft-lbs)	250	350	550	825
Blows per Min	600-1150	550-1000	580-1060	550-1000
Operating Wt. – lbs (kg)	512-552 (232-250)	780-800 (354-363)	879-899 (399-408)	1076 (488)
Tool Diam. – in (mm)	2.0 (51)	2.3 (58)	2.5 (64)	3.0 (76)
Input Flow – gpm (l/min)	5.3-9.2 (20-35)	6.6-12 (25-45)	8-14.5 (30-55)	9.2-16 (35-61)


HAMMER ORDERING GUIDE		
Mounting Configuration	Hammer Model	Hammer Part. No.
<p>Single-Position Mount Bracket</p>	CH-2M	47450996
	CH-3M	47450998
	CH-4M	47451000
	CH-5M	47451003
<p>3-Position Mount Bracket</p>	CH-2M	47450997
	CH-3M	47450999
	CH-4M	47451002

*3-year limited warranty covers body and internal components (including tie-rods). Seals covered under 1-year warranty. Warranty does not include wear parts (eg. tools, bushings, etc.).

BASE UNITS – COMPLETE: (Includes: hammer body, side plates, SSL mounting bracket, hoses, quick disconnects andmoil point)

	Part Number	Weight (lbs)
CH-2M Hydraulic Hammer with single-position mounting bracket	47450996	679
CH-2M Hydraulic Hammer with 3-position mounting bracket	47450997	699
CH-3M Hydraulic Hammer with single-position mounting bracket	47450998	794
CH-3M Hydraulic Hammer with 3-position mounting bracket	47450999	814
CH-4M Hydraulic Hammer with single-position mounting bracket	47451000	911
CH-4M Hydraulic Hammer with 3-position mounting bracket	47451002	931
CH-5M Hydraulic Hammer with single-position mounting bracket	47451003	1128
LUBRICATION SYSTEM: (Optional)		
Auto Lube Kit – fits CH-2M to CH-5M	47766709	9
ADDITIONAL COMPONENTS FOR CH-2M: (Order as needed)		
Moil Point (1 included with base hammer)	47451007	15
Chisel Point	47451008	17
Blunt Point	47451009	17
Frost Wedge (2.0" wide)	47451010	22
Asphalt Cutter (6" wide)	47451011	36
Tamping Pad (8" x 8")	47451012	43
ADDITIONAL COMPONENTS FOR CH-3M: (Order as needed)		
Moil Point (1 included with base hammer)	47451018	26
Chisel Point	47451019	26
Blunt Point	47451021	28
Frost Wedge (2.3" wide)	47451022	39
Asphalt Cutter (6" wide)	47451023	36
Tamping Pad (12" x 12")	47451024	119
ADDITIONAL COMPONENTS FOR CH-4M: (Order as needed)		
Moil Point (1 included with base hammer)	47451026	33
Chisel Point	47451027	33
Blunt Point	47451028	36
Frost Wedge (2.5" wide)	47451029	42
Asphalt Cutter (6" wide)	47451030	42
Tamping Pad (12" x 12")	47451031	126
ADDITIONAL COMPONENTS FOR CH-5M: (Order as needed)		
Moil Point (1 included with base hammer)	47451037	48
Chisel Point	47451039	53
Blunt Point	47451040	51
Asphalt Cutter (6" wide)	47451041	71
Tamping Pad (12" x 12")	47451042	130

HAMMER POINTS



- 1. Moil Point
- 2. Chisel Point
- 3. Blunt Point
- 4. Frost Wedge
- 5. Asphalt Cutter
- 6. Tamping Pad



CH-3M shown

CASE HAMMERS COMPACT EXCAVATORS

Features

- Two moving parts
- Low pressure gas charge
- Low recoil
- Low hydraulic surge
- Dual tool retainer pins
- Hoses and quick disconnects included
- Moil point included
- Gas recharge kit included
- Operation/service parts manual
- 3-year warranty*

Applications

- Demolition, construction, utilities, road maintenance

Requirements for Operation

- Standard auxiliary hydraulics
- Pin/bushing/insert kit, mounting adapter or Klac adapter for specific model
- Dipper quick disconnect kit

MODEL COMPATIBILITY	CX17C	CX26C	CX33C CX37C	CX57C CX60C	Required Equipment		
	CX14 CX17B	CX25 CX27B	CX31/CX31B CX36/CX36B	CX47/CX50 CX50B/CX55B	Dipper Aux	Pin/Bushing Kit/Klac Adapter	Quick Disconnect Kit
CH-1M Hydraulic Hammer	•				R	R	R
CH-2M Hydraulic Hammer	•	•			R	R	R
CH-3M Hydraulic Hammer		•	•	•	R	R	R
CH-4M Hydraulic Hammer			•	•	R	R	R
CH-5M Hydraulic Hammer				•	R	R	R


LUBRICATION SYSTEM: (Optional)		
	Part Number	Weight (lbs)
Auto Lube Kit fits CH-1M to CH-5M	47766709	9

SPECIFICATIONS	CH-1M	CH-2M	CH-3M	CH-4M	CH-5M
Impact Class (ft-lb)	150	250	350	550	825
Blows per Min	930-1300	600-1150	550-1000	580-1060	550-1000
Operating Wt. – lbs (kg)	240 (109)	348 (158)	502 (228)	561 (273)	733 (332)
Tool Diam. – in (mm)	1.8 (45)	2.0 (51)	2.3 (58)	2.5 (64)	3.0 (76)
Input Flow – gpm (l/min)	5.3-7.9 (20-30)	5.3-9.2 (20-35)	6.6-12 (25-45)	8-14.5 (30-55)	9.2-16 (35-61)

*3-year limited warranty covers body and internal components (including tie-rods). Seals covered under 1-year warranty. Warranty does not include wear parts (eg. tools, bushings, etc.).

HAMMER ORDERING GUIDE					
Base Unit Model	Dipper Quick Disconnect Kit	Pin/Bushing/Insert Kit/ or Klac Adapter	Hammer Model	Points	
CX14 CX17B	Dipper Quick Disconnect Kit 47451218	Pin/Bushing/Insert Kit 47451172 Klac Adapter 47451195	CH-1M 47451184	Optional Points	
		Pin/Bushing/Insert Kit 47451173 Klac Adapter 47451196	CH-2M 47451185	Optional Points	
Pin/Bushing/Insert Kit 47451174 Klac Adapter 47451197		CH-3M 47451186	Optional Points		
Pin/Bushing/Insert Kit 47451175 Klac Adapter 47451197		CH-4M 47451187	Optional Points		
Pin/Bushing/Insert Kit 47451175 Klac Adapter 47451197		CH-5M 47451188	Optional Points		
CX25 CX27B		Dipper Quick Disconnect Kit 48080818	Pin/Bushing/Insert Kit 48058049 Klac Adapter 47451195	CH-1M 47451184	Optional Points
			Pin/Bushing/Insert Kit 48058050 Klac Adapter 47451196	CH-2M 47451185	Optional Points
Pin/Bushing/Insert Kit 48058051 Klac Adapter 47451197			CH-3M 47451186	Optional Points	
Pin/Bushing kit 48120314 (Direct fit only) or Mounting Adapter 48058052 (mech or hyd pin grabber coupler) or Klac Adapter 47451197 (Klac coupler)			CH-4M 47451187	Optional Points	
Pin/Bushing kit 48120314 (Direct fit only) or Mounting Adapter 48058052 (mech or hyd pin grabber coupler) or Klac Adapter 47451197 (Klac coupler)			CH-5M 47451188	Optional Points	
CX31 CX31B CX36 CX36B	Dipper Quick Disconnect Kit 48080817 or 48080818		Pin/Bushing/Insert Kit 48058049 Klac Adapter 47451195	CH-1M 47451184	Optional Points
			Pin/Bushing/Insert Kit 48058050 Klac Adapter 47451196	CH-2M 47451185	Optional Points
Pin/Bushing/Insert Kit 48058051 Klac Adapter 47451197			CH-3M 47451186	Optional Points	
Pin/Bushing kit 48120314 (Direct fit only) or Mounting Adapter 48058052 (mech or hyd pin grabber coupler) or Klac Adapter 47451197 (Klac coupler)			CH-4M 47451187	Optional Points	
Pin/Bushing kit 48120314 (Direct fit only) or Mounting Adapter 48058052 (mech or hyd pin grabber coupler) or Klac Adapter 47451197 (Klac coupler)			CH-5M 47451188	Optional Points	
CX47 CX50 CX50B CX55B		Dipper Quick Disconnect Kit 48080817 or 48080818	Pin/Bushing/Insert Kit 48058049 Klac Adapter 47451195	CH-1M 47451184	Optional Points
			Pin/Bushing/Insert Kit 48058050 Klac Adapter 47451196	CH-2M 47451185	Optional Points
Pin/Bushing/Insert Kit 48058051 Klac Adapter 47451197			CH-3M 47451186	Optional Points	
Pin/Bushing kit 48120314 (Direct fit only) or Mounting Adapter 48058052 (mech or hyd pin grabber coupler) or Klac Adapter 47451197 (Klac coupler)			CH-4M 47451187	Optional Points	
Pin/Bushing kit 48120314 (Direct fit only) or Mounting Adapter 48058052 (mech or hyd pin grabber coupler) or Klac Adapter 47451197 (Klac coupler)			CH-5M 47451188	Optional Points	
CX17C	Dipper Quick Disconnect Kit 48080817 or 48080818		Pin/Bushing/Insert Kit 48058049 Klac Adapter 47451195	CH-1M 47451184	Optional Points
			Pin/Bushing/Insert Kit 48058050 Klac Adapter 47451196	CH-2M 47451185	Optional Points
Pin/Bushing/Insert Kit 48058051 Klac Adapter 47451197			CH-3M 47451186	Optional Points	
Pin/Bushing kit 48120314 (Direct fit only) or Mounting Adapter 48058052 (mech or hyd pin grabber coupler) or Klac Adapter 47451197 (Klac coupler)			CH-4M 47451187	Optional Points	
Pin/Bushing kit 48120314 (Direct fit only) or Mounting Adapter 48058052 (mech or hyd pin grabber coupler) or Klac Adapter 47451197 (Klac coupler)			CH-5M 47451188	Optional Points	
CX26C		Dipper Quick Disconnect Kit 48080817 or 48080818	Pin/Bushing/Insert Kit 48058049 Klac Adapter 47451195	CH-1M 47451184	Optional Points
			Pin/Bushing/Insert Kit 48058050 Klac Adapter 47451196	CH-2M 47451185	Optional Points
Pin/Bushing/Insert Kit 48058051 Klac Adapter 47451197			CH-3M 47451186	Optional Points	
Pin/Bushing kit 48120314 (Direct fit only) or Mounting Adapter 48058052 (mech or hyd pin grabber coupler) or Klac Adapter 47451197 (Klac coupler)			CH-4M 47451187	Optional Points	
Pin/Bushing kit 48120314 (Direct fit only) or Mounting Adapter 48058052 (mech or hyd pin grabber coupler) or Klac Adapter 47451197 (Klac coupler)			CH-5M 47451188	Optional Points	
CX33C CX37C	Dipper Quick Disconnect Kit 48080817 or 48080818		Pin/Bushing/Insert Kit 48058049 Klac Adapter 47451195	CH-1M 47451184	Optional Points
			Pin/Bushing/Insert Kit 48058050 Klac Adapter 47451196	CH-2M 47451185	Optional Points
Pin/Bushing/Insert Kit 48058051 Klac Adapter 47451197			CH-3M 47451186	Optional Points	
Pin/Bushing kit 48120314 (Direct fit only) or Mounting Adapter 48058052 (mech or hyd pin grabber coupler) or Klac Adapter 47451197 (Klac coupler)			CH-4M 47451187	Optional Points	
Pin/Bushing kit 48120314 (Direct fit only) or Mounting Adapter 48058052 (mech or hyd pin grabber coupler) or Klac Adapter 47451197 (Klac coupler)			CH-5M 47451188	Optional Points	
CX57C CX60C		Dipper Quick Disconnect Kit 48080817 or 48080818	Pin/Bushing/Insert Kit 48058049 Klac Adapter 47451195	CH-1M 47451184	Optional Points
			Pin/Bushing/Insert Kit 48058050 Klac Adapter 47451196	CH-2M 47451185	Optional Points
Pin/Bushing/Insert Kit 48058051 Klac Adapter 47451197			CH-3M 47451186	Optional Points	
Pin/Bushing kit 48120314 (Direct fit only) or Mounting Adapter 48058052 (mech or hyd pin grabber coupler) or Klac Adapter 47451197 (Klac coupler)			CH-4M 47451187	Optional Points	
Pin/Bushing kit 48120314 (Direct fit only) or Mounting Adapter 48058052 (mech or hyd pin grabber coupler) or Klac Adapter 47451197 (Klac coupler)			CH-5M 47451188	Optional Points	

BASE UNITS: (Includes: hammer body, hoses, quick disconnects, side plates andmoil point)		
	Part Number	Weight (lbs)
CH-1M Hydraulic Hammer (includes pins)	47451184	237
CH-2M Hydraulic Hammer	47451185	347
CH-3M Hydraulic Hammer	47451186	512
CH-4M Hydraulic Hammer	47451187	615
CH-5M Hydraulic Hammer	47451188	743
ADDITIONAL COMPONENTS: (Pin/bushing kit and quick disconnects kit required for complete unit)		
Quick Disconnect Kit (includes male and female quick disconnects for dipper connection)		
Dipper Quick Disconnect Kit (B-series and prior)	47451218	5
Dipper Quick Disconnect Kit (C-series, stop block connection)	48080817†	3
Dipper Quick Disconnect Kit (C-series, bulkhead connection)	48080818†	3
Pin and Bushing Kits/Mounting Adapter		
Pin/Bushing/Insert Kit for CX14/CX17B (use for CH-2M only)	47451172	45
Pin/Bushing/Insert Kit for CX25/CX27B	47451173	45
Pin/Bushing/Insert Kit for CX31/CX36/CX31B/CX36B	47451174	45
Pin/Bushing/Insert Kit for CX47/CX50B/CX55BX	47451175	45
Pin/Bushing/Insert Kit for CX17C (use for CH-2M only)	48058049	31
Pin/Bushing/Insert Kit for CX26C	48058050	36
Pin/Bushing/Insert Kit for CX33C/CX37C	48058051	36
Pin/Bushing Kit for CX57C/CX60C (direct pin-on only)	48120314	20
Mounting Adapter for CX57C/CX60C (required for mech or hyd pin-grabber coupler)	48058052	151
Klacc Coupler Adapters (Pin and Bushing Kits not required for these applications)		
Klacc Coupler Adapter for CX14/CX17B/CX17C (use for CH-2M only)	47451195	161
Klacc Coupler Adapter for CX25/CX27B/CX26C	47451196	176
Klacc Coupler Adapter for CX31/CX36/CX31B/CX36B/CX47/CX50B/CX55BX/CX33C/CX37C/CX57C/CX60C	47451197	203
LUBRICATION SYSTEM: (Optional)		
Auto Lube Kit fits CH-1M – CH-5M	47766709	9
ADDITIONAL COMPONENTS FOR CH-1M: (Order as needed)		
Moil Point (1 included with base hammer)	47451178	13
Chisel Point	47451179	13
Blunt Point	47451180	13
ADDITIONAL COMPONENTS FOR CH-2M: (Order as needed)		
Moil Point (1 included with base hammer)	47451007	15
Chisel Point	47451008	17
Blunt Point	47451009	17
Frost Wedge (2.0" wide)	47451010	22
Asphalt Cutter (6" wide)	47451011	36
Tamping Pad (8" x 8")	47451012	43
ADDITIONAL COMPONENTS FOR CH-3M: (Order as needed)		
Moil Point (1 included with base hammer)	47451018	26
Chisel Point	47451019	26
Blunt Point	47451021	28
Frost Wedge (2.3" wide)	47451022	39
Asphalt Cutter (6" wide)	47451023	36
Tamping Pad (12" x 12")	47451024	119
ADDITIONAL COMPONENTS FOR CH-4M: (Order as needed)		
Moil Point (1 included with base hammer)	47451026	33
Chisel Point	47451027	33
Blunt Point	47451028	36
Frost Wedge (2.5" wide)	47451029	42
Asphalt Cutter (6" wide)	47451030	42
Tamping Pad (12" x 12")	47451031	126
ADDITIONAL COMPONENTS FOR CH-5M: (Order as needed)		
Moil Point (1 included with base hammer)	47451037	48
Chisel Point	47451039	53
Blunt Point	47451040	51
Asphalt Cutter (6" wide)	47451041	71
Tamping Pad (12" x 12")	47451042	130



†Note to CASE Dealer: Order from CNH Industrial Parts Depot.

CASE HAMMERS EXCAVATORS

Features

- Two moving parts
- Low pressure gas charge
- Low recoil
- Low hydraulic surge
- Dual tool retainer pins
- Point included
- Gas recharge kit included
- Operation/service parts manual
- 3-year warranty* (CH-310 – 1 year)†

Applications

- Demolition
- Construction
- Road maintenance
- Quarry applications

Requirements for Operation

- Auxiliary hydraulics
- Hose kit and top cap for specific model

MODEL COMPATIBILITY	CX75C SR/CX80C	CX130C/D CX145C/D SR	CX160C/D	CX210C/D	CX235C SR/ CX245D SR	CX250C/D	CX300C/D	CX350C/D	CX470C/CX490D	Required Equipment		
										Aux Hyd	Hose Kit	Top Cap
CH-6E Hydraulic Hammer	•									R	R	R
CH-7J Hydraulic Hammer		•								R	R	R
CH-100 Hydraulic Hammer**			•							R	R	R
CH-151 Hydraulic Hammer**				•	•					R	R	R
CH-190 Hydraulic Hammer**					•	•				R	R	R
CH-230 Hydraulic Hammer**							•	•		R	R	R
CH-310 Hydraulic Hammer**									•	R	R	R

SPECIFICATIONS	CH-6E	CH-7J	CH-100	CH-151	CH-190	CH-230	CH-310
Impact Class (ft-lb)	1500	2000	3000	4500	5500	7500	10000
Blows per Min	550–1000	450–700	430–600	490–630	370–490	380–450	370–470
Operating Wt. – lbs (kg)	990 (449)	2420 (1,098)	2728 (1 237)	3861 (1 751)	4950 (2 245)	5940 (2 694)	7920 (3 592)
Tool Diam. – in (mm)	3.7 (94)	4.1 (105)	4.5 (114)	5.3 (135)	5.5 (140)	5.8 (146)	6.3 (160)
Input Flow – gpm (l/min)	12–21 (45–79)	21–32 (80–120)	26–37 (100–140)	42–52.8 (160–200)	42–55.5 (160–210)	48–60.8 (180–230)	63–80 (240–303)

*3-year limited warranty covers body and internal components (including tie-rods).

Seals covered under 1-year warranty. Warranty does not include wear parts (eg. tools, bushings, etc.).

†1-year limited warranty covers body and internal components (including tie-rods).

Seals covered under 1-year warranty. Warranty does not include wear parts (eg. tools, bushings, etc.).



CH-151
shown

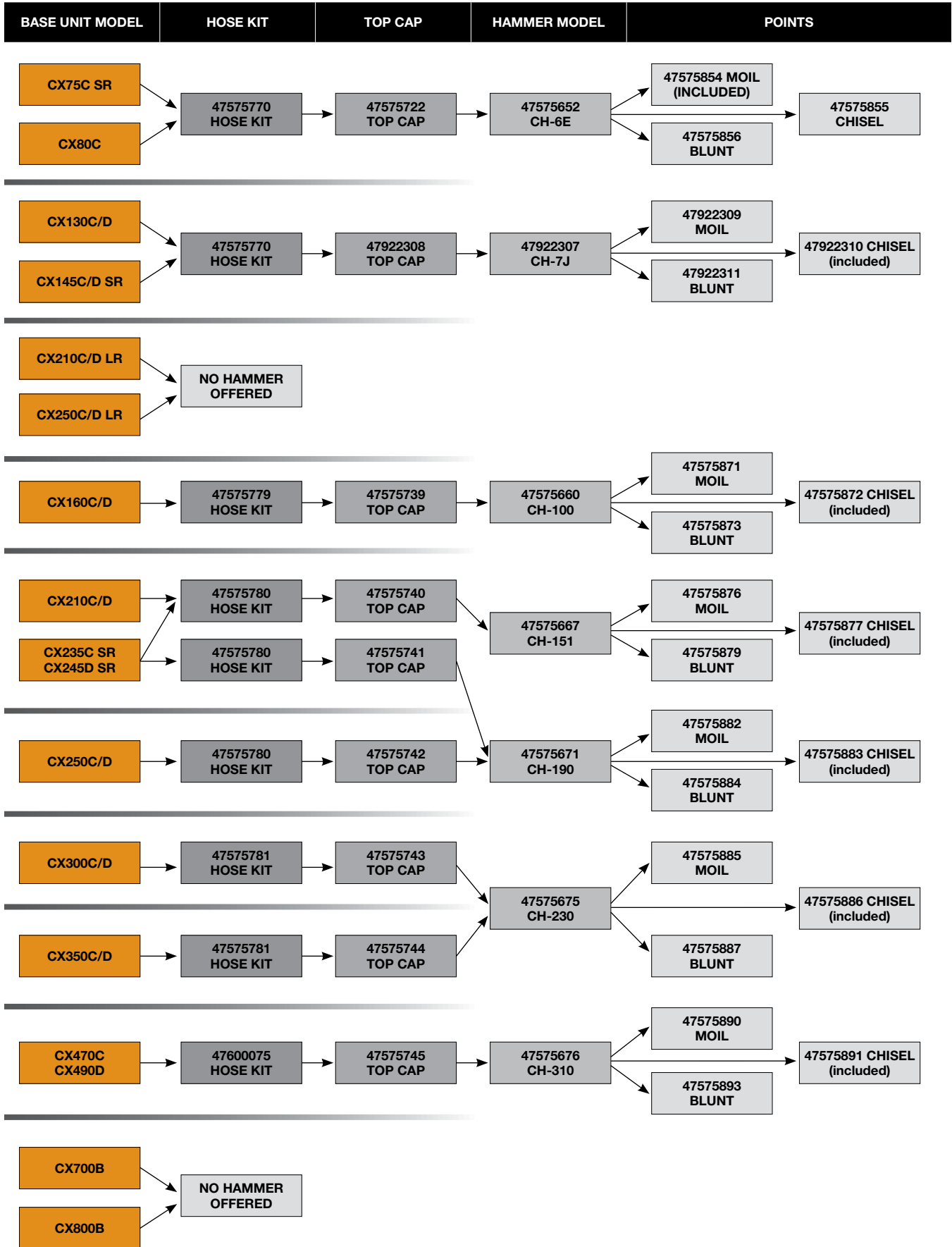
BASE UNITS: (Includes: hammer body and point as indicated)		
	Part Number	Weight (lbs)
CH-6E Hydraulic Hammer (includesmoil point)	47575652	832
CH-7J Hydraulic Hammer (includes chisel point)	47922307	2157
CH-100 Hydraulic Hammer (includes chisel point)	47575660	2421
CH-151 Hydraulic Hammer (includes chisel point)	47575667	3475
CH-190 Hydraulic Hammer (includes chisel point)	47575671	4352
CH-230 Hydraulic Hammer (includes chisel point)	47575675	5275
CH-310 Hydraulic Hammer (includes chisel point)	47575676	6740
ADDITIONAL COMPONENTS: (Hose kit and top cap required for complete unit.)		
Hose Kits		
Hose Kit – CX75C SR, CX80C, CX130C/D, CX145C SR	47575770	17
Hose Kit – CX160C/D	47575779	17
Hose Kit – CX210C/D, CX235C SR, CX245D SR, CX250C/D	47575780	35
Hose Kit – CX300C/D, CX350C/D	47575781	39
Hose Kit – CX470C, CX490D	47600075	48
Top Caps		
Top Cap – CH-6E (CX75C SR, CX80C)	47575722	254
Top Cap – CH-7J (CX130C/D, CX145C/D SR)	47922308	409
Top Cap – CH-100 (CX160C/D)	47575739	453
Top Cap – CH-151 (CX210C/D, CX235C SR, CX245D SR)	47575740	532
Top Cap – CH-190 (CX235C SR, CX245D SR)	47575741	631
Top Cap – CH-190 (CX250C/D)	47575742	744
Top Cap – CH-230 (CX300C/D)	47575743	811
Top Cap – CH-230 (CX350C/D)	47575744	1054
Top Cap – CH-310 (CX470C, CX490D)	47575745	1380
LUBRICATION SYSTEMS: (Optional)		
Auto Lube Kit: fits CH-6E to CH-310	47766712	12
Auto Lube Shield Kit: fits CH-6E to CH-310 (use with 47766712)	47766713	5
ADDITIONAL COMPONENTS FOR CH-6E: (Order as needed)		
Moil Point (1 included with base hammer)	47575854	82
Chisel Point	47575855	86
Blunt Point	47575856	90
ADDITIONAL COMPONENTS FOR CH-7J: (Order as needed)		
Moil Point	47922309	146
Chisel Point (1 included with base hammer)	47922310	148
Blunt Point	47922311	154
ADDITIONAL COMPONENTS FOR CH-100: (Order as needed)		
Moil Point	47575871	146
Chisel Point (1 included with base hammer)	47575872	148
Blunt Point	47575873	154

	Part Number	Weight (lbs)
ADDITIONAL COMPONENTS FOR CH-151: (Order as needed)		
Moil Point	47575876	254
Chisel Point (1 included with base hammer)	47575877	262
Blunt Point	47575879	271
ADDITIONAL COMPONENTS FOR CH-190: (Order as needed)		
Moil Point	47575882	275
Chisel Point (1 included with base hammer)	47575883	284
Blunt Point	47575884	275
ADDITIONAL COMPONENTS FOR CH-230: (Order as needed)		
Moil Point	47575885	275
Chisel Point (1 included with base hammer)	47575886	284
Blunt Point	47575887	275
ADDITIONAL COMPONENTS FOR CH-310: (Order as needed)		
Moil Point	47575890	417
Chisel Point (1 included with base hammer)	47575891	462
Blunt Point	47575893	417



CH-151
shown

EXCAVATOR HAMMER ORDERING GUIDE



CASE PLATE COMPACTOR COMPACT EXCAVATORS/LOADER BACKHOES

Features

- Direct-drive, heavy-duty gear motor
- Rubber shock mounts
- Box section base plate construction
- Angled shock mount suspension
- Thick formed base plate
- Flow control to prevent over speeding
- Virtually zero-maintenance oil bathed bearings
- Readily adaptable to other excavator brands
- 2-year limited warranty**

COMPACT EXCAVATORS

BASE UNITS: (Includes: compactor unit, hoses and quick disconnects)		
	Part Number	Weight (lbs)
SC-30T Hydraulic Compactor	47808593	450
ADDITIONAL COMPONENTS: (Pin/bushing/insert kit or mount adapter and quick disconnect kit required for complete unit)		
Quick Disconnect Kit (includes male and female quick disconnects for dipper)		
Dipper Quick Disconnect Kit (B-series and prior)	47451218	5
Dipper Quick Disconnect Kit (C-series, stop block connection)	48080817*	3
Dipper Quick Disconnect Kit (C-series, bulkhead connection)	48080818*	3
Pin and Bushing Kits		
Pin/Bushing/Insert Kit for CX31/CX36/CX31B/CX36B	47451174	45
Pin/Bushing/Insert Kit for CX47/CX50B/CX55B	47451175	45
Pin/Bushing/Insert Kit for CX33C/CX37C	48058051	36
Pin/Bushing Kit for CX57C/CX60C (direct pin-on only)	48120314	20
Mounting Adapter for CX57C/CX60C (required for mech or hyd pin-grabber coupler)	48058052	151
Klacc Coupler Adapter (Pin and Bushing kits not required for these applications)		
Klacc Coupler adapter for CX31/CX36/CX31B/CX36B/CX47/CX50B/CX55B/CX33C/CX37C/CX57C/CX60C	47451197	203

MODEL COMPATIBILITY	CX17C	CX26C	CX33C CX37C	CX57C CX60C	Required Equipment		
	CX14/CX17B	CX25/CX27B	CX31/CX31B CX36/CX36B	CX47/CX50 CX50B/CX55B	Dipper Aux.	Pin/Bushing Kit or Klacc Adapter	Dipper Quick Disconnect Kit
SC-30T Hydraulic Compactor			•	•	R	R	R

SPECIFICATIONS	SC-30T
Impulse Force – lb (kg)	3400 (1540)
Cycles per Min	2100
Operating Wt. – lbs (kg)	400 (181)
Base Plate Size – in (mm)	19 x 20 (483 x 508)
Input Flow – gpm (l/m)	10-25 (38-95)
Operating Pressure – psi (bar)	1500-2100 (103-145)

Applications

- Utilities, construction, road maintenance
- Ideal for slope compaction

Requirements for Operation

- Uni- or bi-directional auxiliary hydraulics
- Pin/bushing/insert kit, mounting adapter or Klacc adapter specific to model series
- Dipper quick disconnect kit

LOADER BACKHOES

BASE UNITS: (Includes: compactor unit, hoses and quick disconnects)		
	Part Number	Weight (lbs)
SC-60T Hydraulic Compactor	47808600	925
ADDITIONAL COMPONENTS: (Pin/bushing/insert kit required for complete unit)		
Pin/bushing/insert kit for M series	47451118	45
Pin/bushing/insert kit for N series	47808120	45

MODEL COMPATIBILITY	580M	580SM	590M	580N	580SN	580SN WT	590SN	Required Equipment		
								Uni- Or Bi-Dir. Aux. Hyd.	Pin/Bushing Kit	Dipper Quick Disconnect Kit*
SC-60T Hydraulic Compactor	•	•	•	•	•	•	•	R	R	R

SPECIFICATIONS	SC-60T
Impulse Force – lb (kg)	6400 (2900)
Cycles per Min	2100
Operating Wt. – lbs (kg)	875 (397)
Base Plate Size – in (mm)	24 x 26 (610 x 660)
Input Flow – gpm (l/m)	12-25 (45-95)
Operating Pressure – psi (bar)	1700-2100 (117-145)

*Note to CASE Dealer: Order from CNH Parts Depot.

**2-year limited warranty covers body and internal components.

Warranty does not cover wear parts (seals are considered a wear part).



SC-30T shown



SC-60T shown

CASE PLATE COMPACTOR EXCAVATORS

Features

- Direct-drive, heavy-duty gear motor
- Rubber shock mounts
- Box section base plate construction
- Angled shock mount suspension
- Thick formed base plate
- Flow control to prevent over speeding
- Virtually zero-maintenance oil bathed bearings
- Readily adaptable to other excavator brands
- 2-year limited warranty*

BASE UNITS: (Includes: compactor unit, hoses and quick disconnects)		
	Part Number	Weight (lbs)
SC-60 Hydraulic Compactor	47808607	900
SC-80 Hydraulic Compactor	47808614	1025
SC-110 Hydraulic Compactor	47808615	1475
SC-220 Hydraulic Compactor	47808616	2250
ADDITIONAL COMPONENTS: (Top cap required for complete unit)		
Top Cap – CX75C SR, CX80C	47808620	254
Top Cap – CX130C/D, CX145C/D SR	47808621	409
Top Cap – CX160C/D	47808622	453
Top Cap – CX210C/D, CX235C SR, CX245D SR	47808624	631
Top Cap – CX250C/D	47808625	744
Top Cap – CX300C/D	47808629	811
Top Cap – CX350C/D	47808631	1054

SPECIFICATIONS	SC-60	SC-80	SC-110	SC-220
Impulse Force – lb (kg)	6400 (2900)	8000 (3630)	11350 (5150)	22000 (9980)
Cycles per Min	2100	2100	2100	2100
Operating Wt. – lbs (kg)	850 (386)	975 (442)	1425 (646)	2200 (998)
Base Plate Size – in (mm)	24 x 26 (610 x 660)	24 x 34 (610 x 864)	27 x 30 (686 x 762)	32 x 42 (813 x 1067)
Input Flow – gpm (l/m)	12-25 (45-95)	18-40 (68-151)	28-60 (106-227)	42-70 (159-265)
Operating Pressure – psi (bar)	1700-2100 (117-145)	1700-2100 (117-145)	1800-2200 (124-152)	1800-2200 (124-152)

Applications

- Utilities, construction, road maintenance
- Ideal for slope compaction

Requirements for Operation

- Auxiliary hydraulics
- Top cap



MODEL COMPATIBILITY	CX75C SR CX80C	CX130C/D CX145C/D SR	CX160C/D	CX210C/D	CX235C SR CX245D SR	CX250C/D	CX300C/D	CX350C/D	Required Equipment	
									Aux Hyd	Top Cap
SC-60 Hydraulic Compactor	•								R	R
SC-80 Hydraulic Compactor		•	•						R	R
SC-110 Hydraulic Compactor				•	•	•			R	R
SC-220 Hydraulic Compactor							•	•	R	R

*2-year limited warranty covers body and internal components.
Warranty does not cover wear parts (seals are considered a wear part).



CaseCE.com

PM-17789 Issued: 09/2017 Replaces: PM-17500

©2017 CNH Industrial America LLC. All rights reserved. CASE is a trademark registered in the United States and many other countries, owned by or licensed to CNH Industrial N.V., its subsidiaries or affiliates. CNH Industrial Genuine Parts is a trademark in the United States and many other countries, owned by or licensed to CNH Industrial N.V., its subsidiaries or affiliates.