

gru_truck cranes

www.pesci-cranes.com



SE 37

QUALITY



V. EMILIA 281 _ 48014 CASTEL BOLOGNESE (RA) _ ITALY
Tel +39.0546.653.833 _ Fax +39.0546.656.205
e-mail: info@pesci-cranes.com _ www.pesci-cranes.com

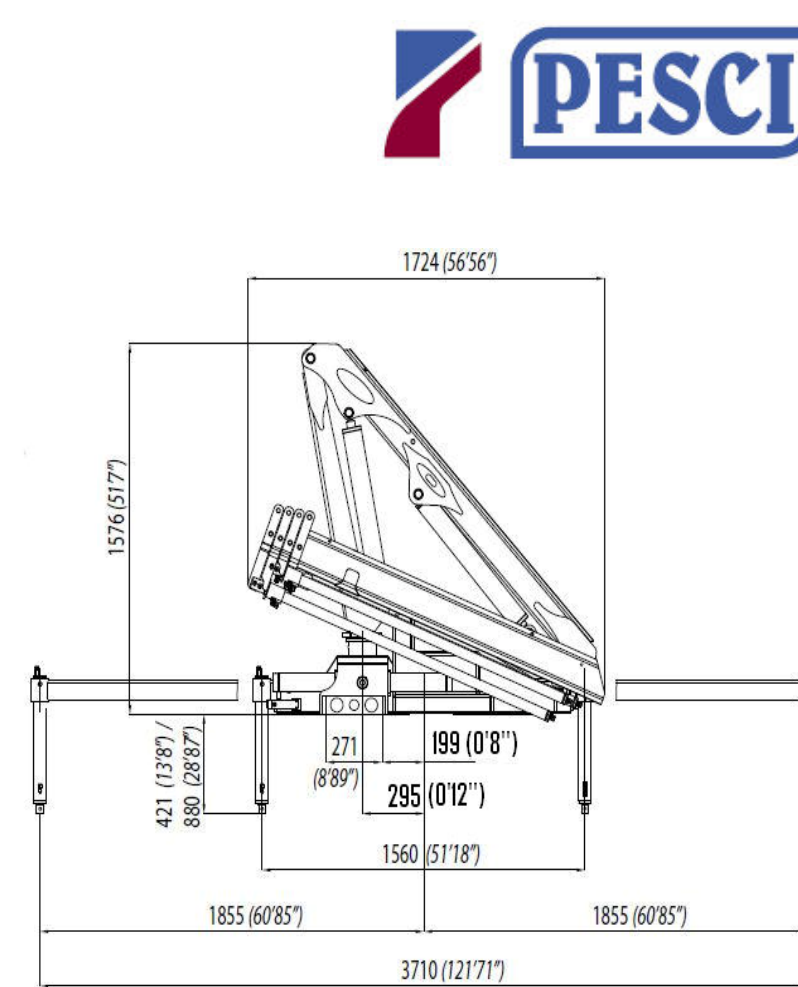
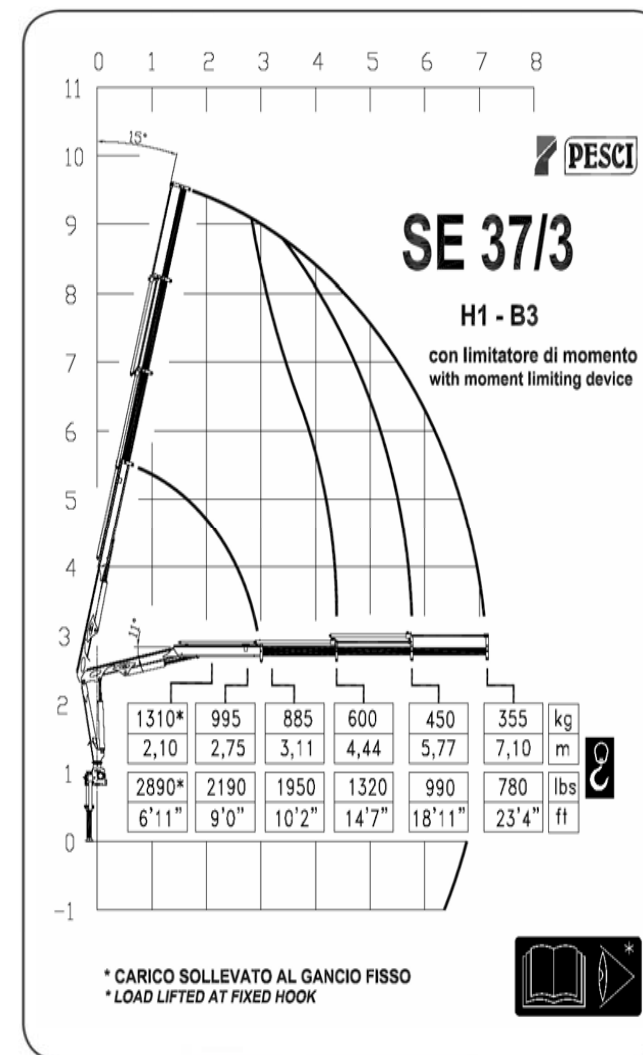
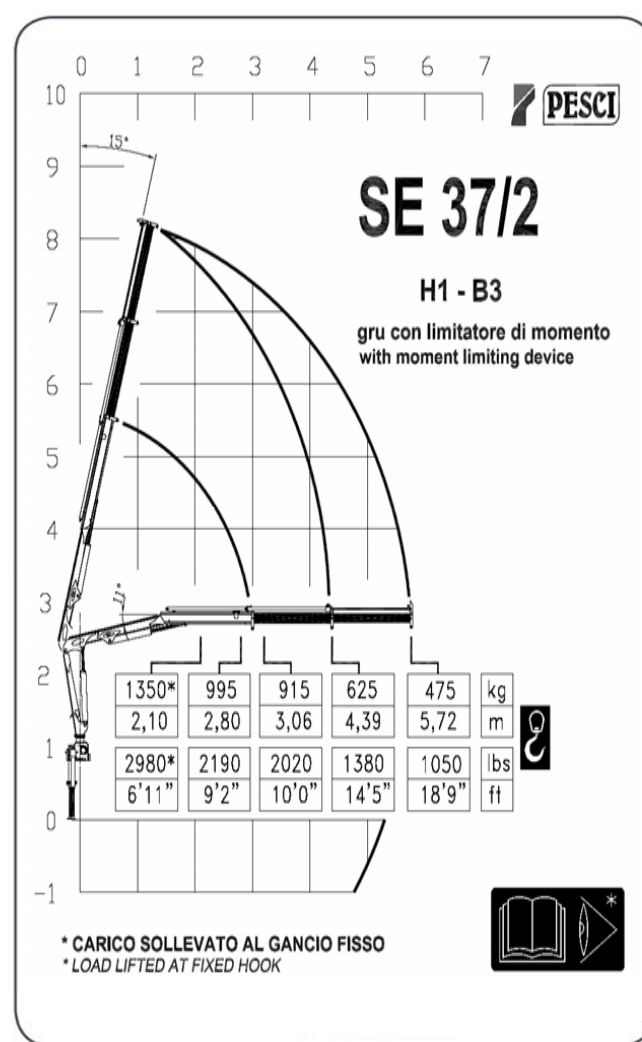
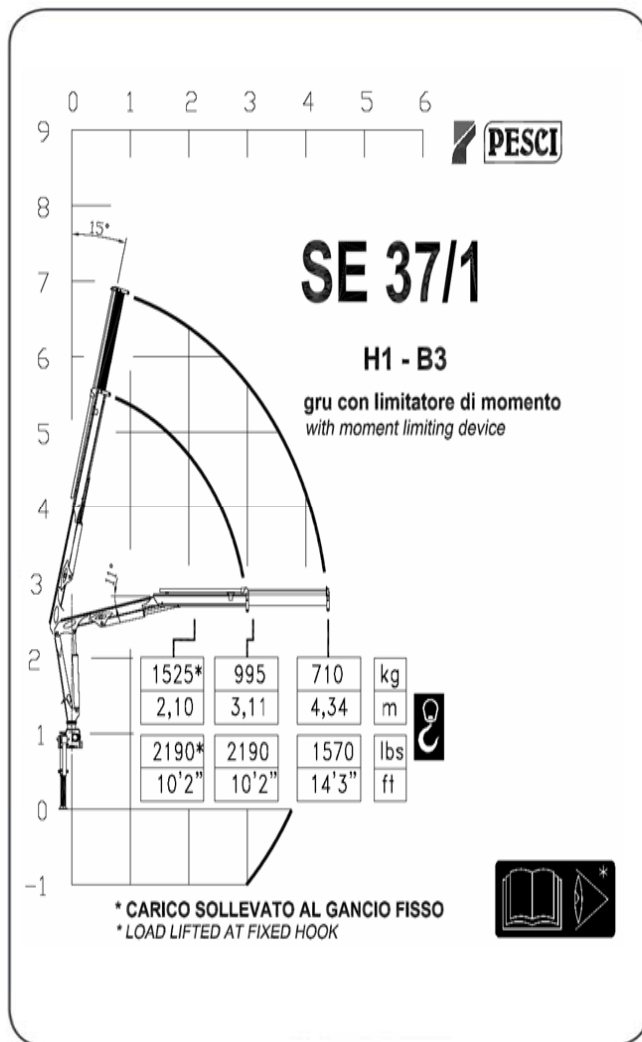
gru_truck cranes



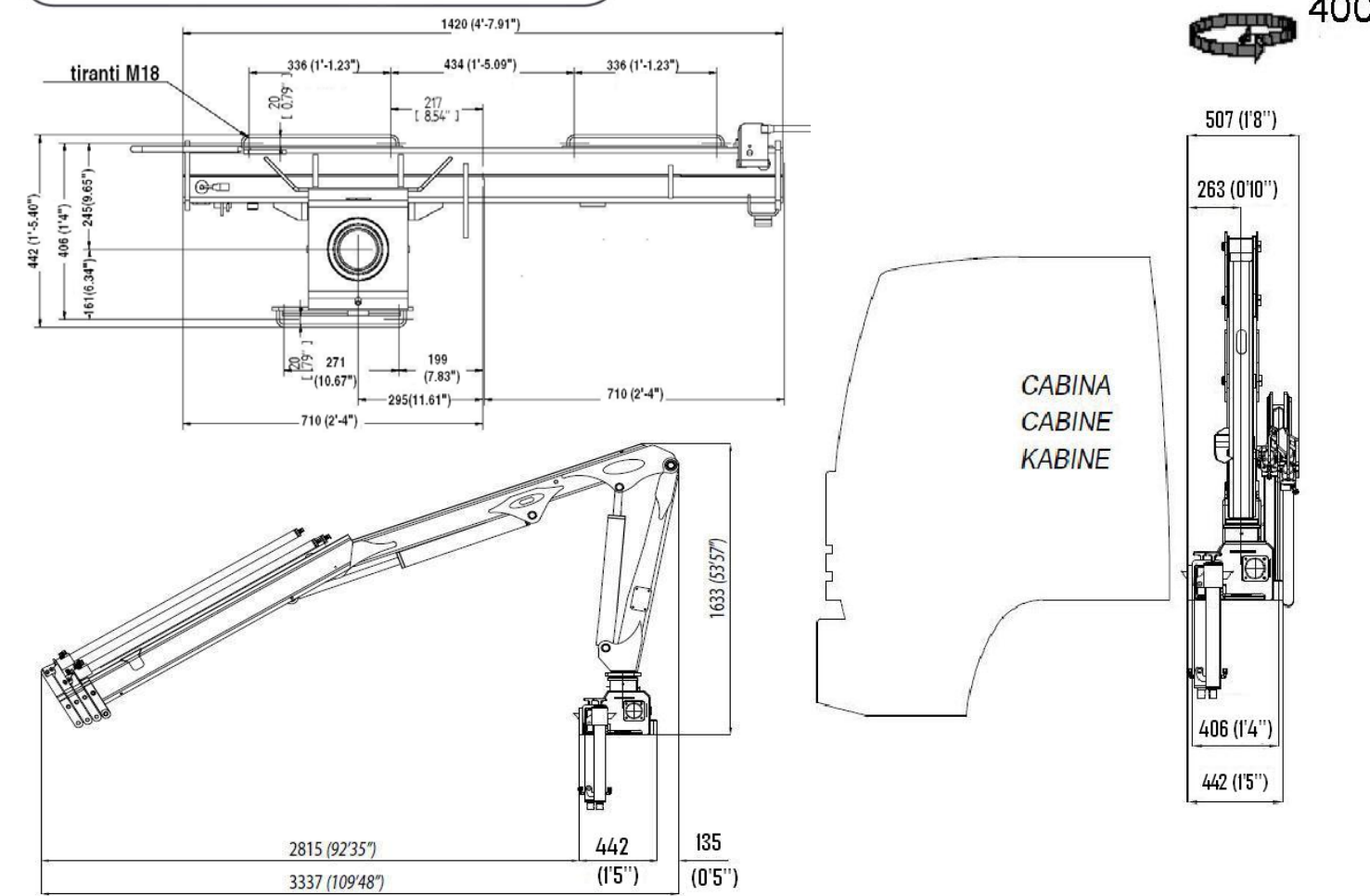
power & technology

- ▶ Scheda tecnica
- ▶ Fiche technique
- ▶ Technische daten
- ▶ Technical features
- ▶ Ficha tecnica
- ▶ Folha de dados





	1	2	3		1	2	3
- MOMENTO MAX SOLLEVAMENTO - HUBMOMENT - COUPLE DE LEVAGE - MOMENTO - MOMENTO - MAX LIFTING MOMENT	31,4 kN.m 22712 lbs.ft	27,8 kN.m 20506 lbs.ft	27 kN.m 19981 lbs.ft	- PORTATA POMPA OTTIMALE - FÖRDERMENGE DER PUMPE - PORTÉE DE LA POMPE - CAUDAL DE LA BOMBA - CAUDAL DA BOMBA - RECOMMENDED PUMP DELIVERY	10 l/min 2,63 gal/min	10 l/min 2,63 gal/min	10 l/min 2,63 gal/min
- ANGOLO DI ROTAZIONE - SCHWENKBEREICH - ROTATION - GIRO - ROTAÇÃO - SLEWING ANGLE	400°	400°	400°	- CAPACITÀ SERBATOIO OLIO - FASSUNGSVERMÖGEN DEL ÖLBEHALTERS - CAPACITÉ RÉSERVOIR HUILE - CAPACIDAD DEL DEPOSITO DE ACEITE - CAPACIDAD DO DEPÓSITO DE OLEO - OIL TANK CAPACITY	30 l 7,92 gal	30 l 7,92 gal	30 l 7,92 gal
- COPPIA MAX ROTAZIONE - MAX SCHWENKMOMENT - COUPLE MAXI. DE ROTATION - POTENCIA MÁXIMA DE GIRO - BINARIO MÁXIMO DE ROTAÇÃO - SLEWING TORQUE	500 daNm 3617 lbs.ft	500 daNm 3617 lbs.ft	500 daNm 3617 lbs.ft	- VEICOLO MIN. P.T.T. - LKW MIN. G.G.W. - CAMION MIN. P.T.A.C. - CAMION PESO MIN. P.T.T. - P.B. MIN CAMION - TRUCK MIN. G.V.W.	2,8 t	2,8 t	2,8 t
- PRESSIONE MAX LAVORO - DRUCK - PRESSION - PRESSIÓN - PRESSÃO - MAX WORKING PRESSURE	240 bar 3408 psi	240 bar 3408 psi	240 bar 3408 psi	- PESO GRU - GEWICHT - POIDS - PESO - PESO - CRANE WEIGHT	420 Kg 930 lbs	455 Kg 1000 lbs	490 Kg 1080 lbs



I dati e le descrizioni del presente catalogo sono forniti a titolo indicativo e non sono vincolanti. PESCI si riserva il diritto di modificarli senza preavviso.
Technical features are not binding. PESCI reserves itself the right to any modification without notice.