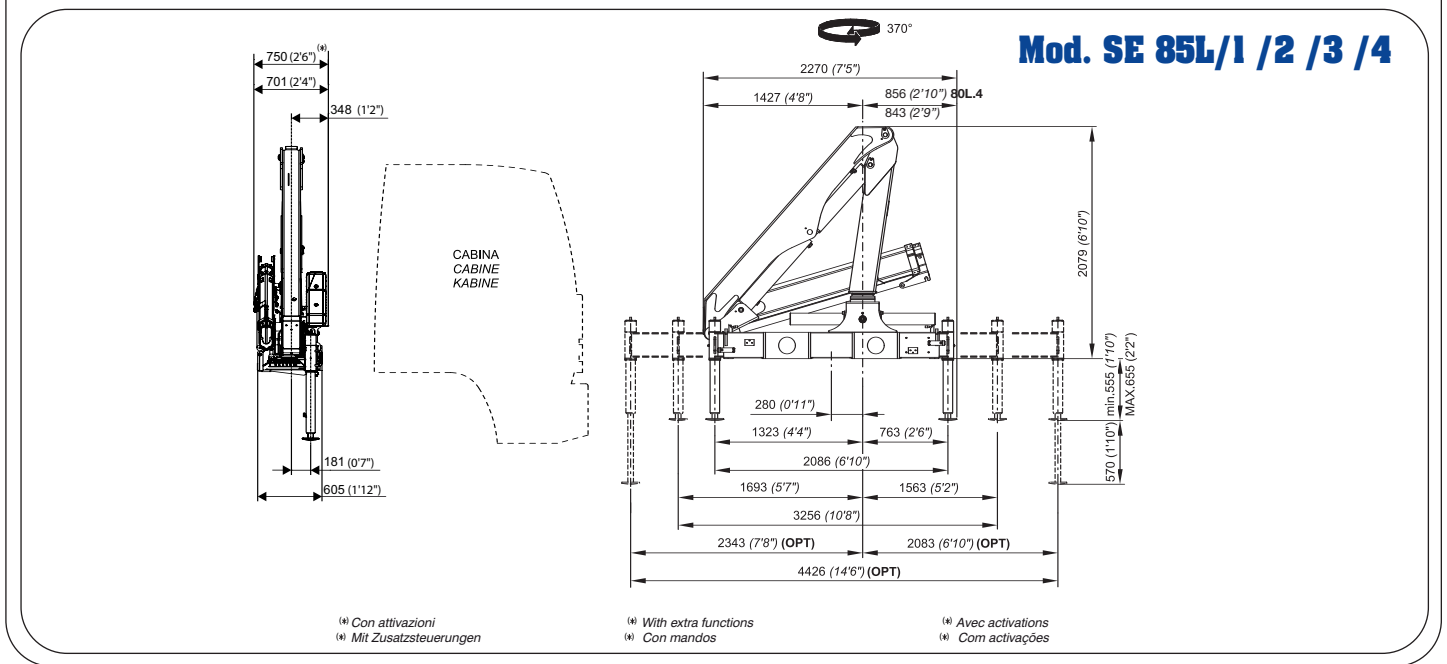
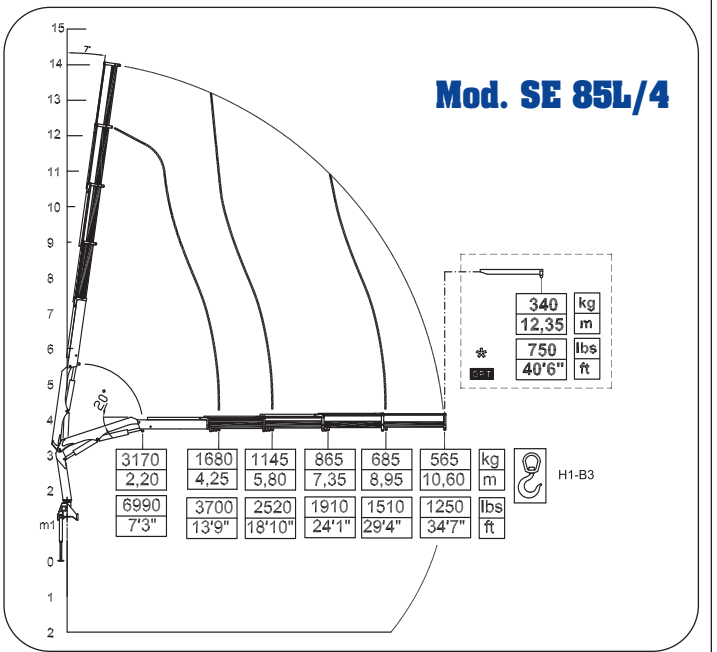
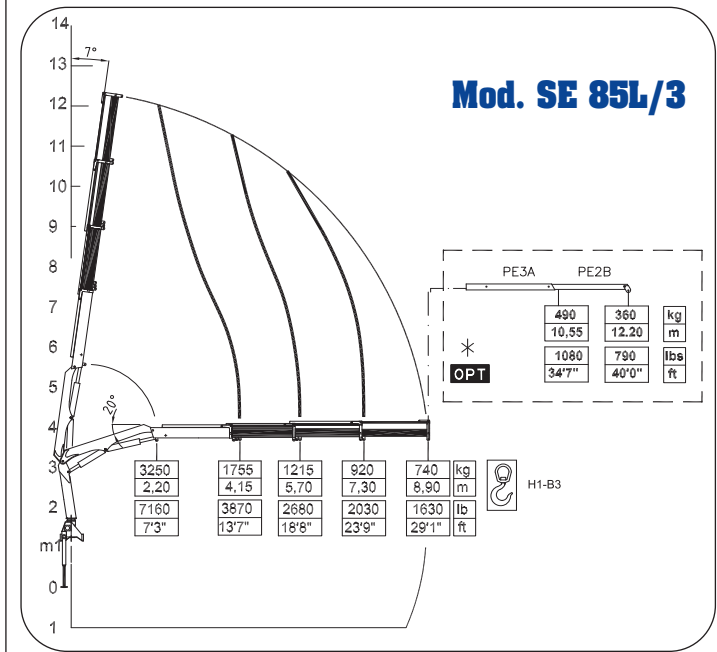
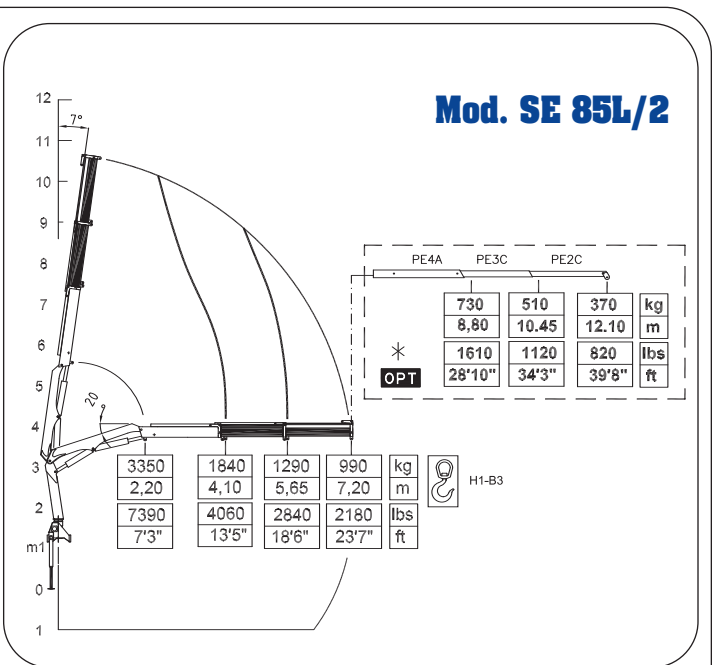
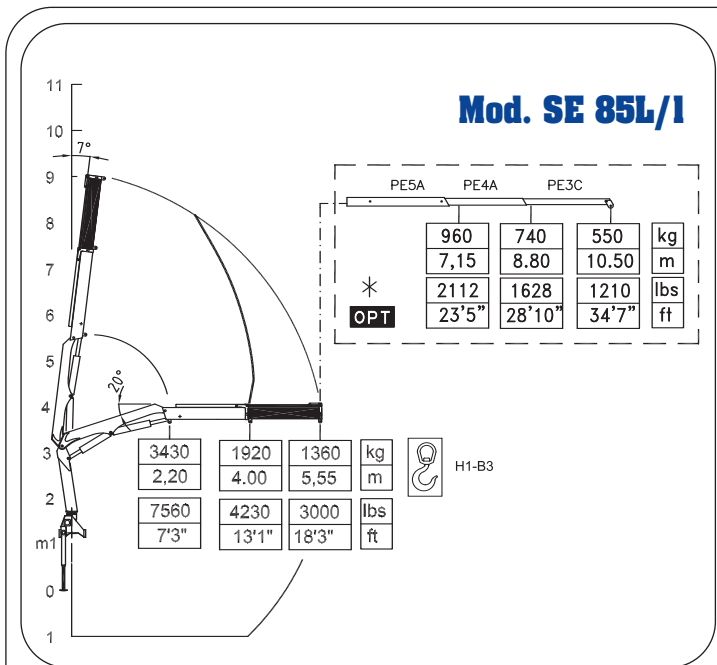




	/1	/2	/3	/4		/1	/2	/3	/4
<ul style="list-style-type: none"> - MOMENTO MAX SOLLEVAMENTO - HUBMOMENT - COUPLE DE LEVAGE - MOMENTO - MOMENTO - MAX LIFTING MOMENT 	71,04 kN.m	69,70 kN.m	68,46 kN.m	65,45 kN.m	<ul style="list-style-type: none"> - PORTATA POMPA OTTIMALE - FÖRDERMENGE DER PUMPE - PORTÉE DE LA POMPE - CAUDAL DE LA BOMBA - CAUDAL DA BOMBA - RECOMMENDED PUMP DELIVERY 	25 l/min	25 l/min	25 l/min	25 l/min
<ul style="list-style-type: none"> - ANGOLO DI ROTAZIONE - SCHWENKBEREICH - ROTATION - GIRO - ROTAÇÃO - SLEWING ANGLE 	370°	370°	370°	370°	<ul style="list-style-type: none"> - CAPACITÀ SERBATOIO OLIO - FASSUNGSVERMÖGEN DEL ÖLBEHALTERS - CAPACITÉ RÉSERVOIR HUILE - CAPACIDAD DEL DEPOSITO DE ACEITE - CAPACIDAD DO DEPÓSITO DE OLEO - OIL TANK CAPACITY 	30 l	30 l	30 l	30 l
<ul style="list-style-type: none"> - COPPIA MAX ROTAZIONE - MAX SCHWENKMOMENT - COUPLE MAXI. DE ROTATION - POTENCIA MÁXIMA DE GIRO - BINARIO MÁXIMO DE ROTAÇÃO - SLEWING TORQUE 	590 daNm	590 daNm	590 daNm	590 daNm	<ul style="list-style-type: none"> - VEICOLO MIN. P.T.T. - LKW MIN. G.G.W. - CAMION MIN. P.T.A.C. - CAMION PESO MIN. P.T.T. - P.B. MIN CAMIONt - TRUCK MIN. G.V.W. 	8 t	8 t	8 t	8 t
<ul style="list-style-type: none"> - PRESSIONE MAX LAVORO - DRUCK - PRESSION - PRESSIÓN - PRESSÃO - MAX WORKING PRESSURE 	270 bar	270 bar	270 bar	270 bar	<ul style="list-style-type: none"> - PESO GRU - GEWICHT - POIDS - PESO - PESO - CRANE WEIGHT 	1040 Kg	1110 Kg	1170 Kg	1220 Kg
	3914 psi	3914 psi	3914 psi	3914 psi		2288 lbs	2442 lbs	2574 lbs	2684 lbs



10/2008 I dati e le descrizioni del presente catalogo sono forniti a titolo indicativo e non sono vincolanti. PESCI si riserva il diritto di modificarli senza preavviso. Technical features are not binding. PESCI reserves the right to any modification without notice.