



NEW HOLLAND TC

TC4.90 | TC5.70 | TC5.80 | TC5.90



NEW TC. GREAT LOOKS. BRILLIANT PERFORMANCE.

New Holland launched the TC combine series in 1992. Our priorities then are the same as they are today. To produce a combine that delivers dependable performance in varied crops and conditions. But now we offer so much more to include considerably greater output without compromise in straw or sample quality. Then there is the all-new Harvest Suite™ Comfort Cab. This sets new and class leading levels of comfort and visibility. Of equal importance, a wide specification choice means there is a model to match your specific needs. New TC series combines: proven dependability and outstanding performance match modern comfort and style.



EXCELLENT CAPACITY

Look at the figures. 0.79m² concave. Powered separation area 1.18m² or 1.81m² with Rotary Separator. Four or five strawwalkers with up to 6.69m² of separation. Headers from 3.96m to 5.48m or even 6.10m for light crops.



GREAT HARVEST QUALITY

The three-stage Cascaded cleaning system features a 450mm sloping pre-sieve, the adjustable fan forcing air through the grain to remove chaff and short straw ahead of the top and bottom-sieves. The result? A cleaner sample. Smart Sieve™ option ensures enhanced cleaning over difficult terrain.



EASE OF OPERATION

Integrated into the seat, the adjustable side console puts every major control within easy reach. The InfoView™ II monitor eases set up and function monitoring. Best of all? The innovative CommandGrip™ handle. Simple to understand. Easy to use.



ABSOLUTE DRIVING PLEASURE

New Holland has invested thousands of hours in developing and improving the operator's environment. Just take a look in the all-new Harvest Suite™ Comfort Cab. It matches quiet comfort and brilliant ergonomics with great visibility and space.



Basic models		TC4.90	TC5.70	TC5.80	TC5.90
High-Capacity grain header width (m)		3.96 - 5.18	3.96 - 5.18	3.96 - 5.18 - 6.10*	3.96 - 5.18 - 6.10*
Heavy Duty Varifeed™ grain header (575mm of knife travel) (m)		–	–	4.88 - 5.48 - 6.10*	4.88 - 5.48 - 6.10*
Engine power @ 2100rpm [kW/hp(CV)]		125/170	125/170	155/211	175/238
Max. engine power @ 2000rpm [kW/hp(CV)]		129/175	129/175	167/227	190/258
Drum width / diameter (m)		1.04 / 0.607	1.3 / 0.607	1.3 / 0.607	1.3 / 0.607
Number of strawwalkers		4	5	5	5
Grain tank capacity (l)		5000	5200	6400	6400

*6.10 header available for light crops or under 4T/ha



A COMBINE DESIGNED AROUND YOUR SPECIFIC NEEDS

TC COMBINES, PROVEN RELIABILITY AND PRODUCTIVITY

Thousands of operators, all around the world, have found the TC combine range to far exceed their expectations. The productivity of the TC combine range is a perfect match for the requirements of mixed and small scale arable farmers where value and reliability is key. New, cleaner ECOBlue™ SCR Tier 4 power units are engineered to treat only the exhaust gases of the TC Combine, optimizing fuel consumption, giving real savings to the owner. The all new Harvest Suite™ Comfort Cab puts the operator in the best position, providing a relaxed environment for those long harvesting days. Mounted on isolation blocks, the stylish new Harvest Suite™ Comfort Cab provides enhanced smoothness and noise levels as low as 74dB(A). The attractive styling combined with large access panels not only provide class leading service access, but also reflect the all round professional package of the TC range.



OVER 20 YEARS OF DEVELOPMENT AND MORE THAN 50,000 COMBINES

New Holland TC combines have an unrivalled pedigree, with over 20 years of development invested in the new TC series. Over 50,000 TC combines have been produced since the first machine was built in 1992. The proven New Holland heritage and design DNA of all these machines has been inherited by the new TC range. Hydrostatic drive, Rotary Separator, self-levelling sieves, high comfort cab, multi-function controller, automated header control and specialised Hillside models are all part of TC combine development history. The new TC combine models have evolved in line with your changing needs. All our expertise and user experience comes together in these new models. When productivity and reliability count, you can depend on us.

OVER 20 YEARS OF TECHNOLOGICAL ADVANCES

- 1992:** TC launch.
- 1994:** Optional hydrostatic drive.
- 1995:** Hillside option.
- 1996:** Optional Rotary Separator, bigger grain tank, bigger elevator and multi function handle.
- 2003:** Tier 2 engine with Lateral Flotation and Header Height Control.
- 2007:** Tier 3 engine.
- 2008:** New styling, cab interior, operator controls and instructor seat.

TC4.90. OUTSTANDING FOUR STRAWWALKER.

The new TC4.90 model is at the pinnacle of 4 strawwalker combine development. Never has so much technology and comfort been combined into such a compact package. The TC4.90 has all the features of its five strawwalker cousins; Harvest Suite™ Comfort Cab, new styling, Rotary Separator option, Double Cascade cleaning shoe, Smart Sieve™ and Opti-Fan™. The cleaning system has been updated and now has the same grain handling system as the five strawwalker models, remote concave adjustment, and optional moisture sensor all add to the list of productivity enhancing features available. Powered by a 6cyl, 175hp(CV) Tier 4A engine, and equipped with a 5000L grain tank, the smallest machine in New Holland's combine range packs a big punch.



The four and five strawwalker TC combine range consists of four models, the 175hp(CV) TC4.90, 175hp(CV) TC5.70, 227hp(CV) TC5.80 and 258hp(CV) TC5.90. All are powered by advanced 6.8litre NEF engines. Common features on five strawwalker models include a 1.30m wide and 0.60m diameter drum, 0.79m² concave with electrical adjustment, a standard sieve area of 4.30 m² and a total separation area of 6.69m². For slopes of up to 25%, self-levelling Smart Sieve™ with Opti-Fan™ and a Dual Cascade cleaning shoe is available. The result? Reduced losses and a cleaner sample. Those faced with combining high volume crops that are difficult to thresh can specify the New Holland developed Rotary Separator. This increases the powered separation area to 1.81m². With the new TC range, you choose the specification for your specific needs.



2008



2011



2012



2014



2015

2011: Turnable stairs and differential lock.

2012: Tier 4A engine, TC5060 Hydro and Smart Sieve™ option.

2014: New Harvest Suite™ Comfort Cab and styling upgrade with Dual-Chop™ straw chopper, bigger grain tank and optional Opti Fan™, Moisture Sensor and Varifeed™ Header.

2015: New TC4.90, 4 strawwalker model, with cab and styling upgrades, bigger graintank and Rotary Separator option.

NEW HOLLAND GRAIN HEADERS FOR PEAK TC PRODUCTIVITY

TC productivity starts at the header. Common grain header features include a large diameter reel, with easy adjustment, an aggressive knife action and retractable fingers over the full intake auger width. These features combine to deliver consistent crop feed right from the start. You can get working faster too, thanks to the quick header coupling system and, if you have to stop for a blockage, no problem. Blockage clearance is straightforward and dependable. Just what you expect from New Holland.



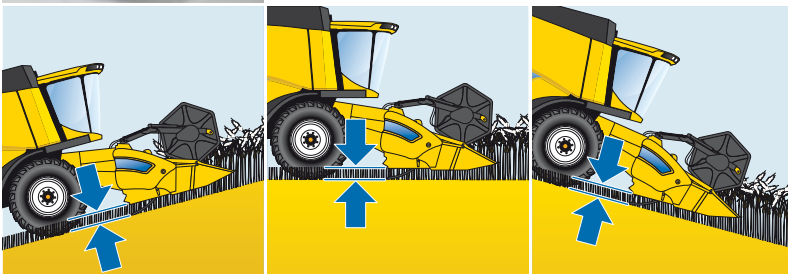
EVERY SEED COUNTS

Even when harvested at the optimum stage of maturity, the tangled stems and pods of rapeseed will inevitably incur shatter loss. A purpose developed vertical knife helps ease the header through even the most tangled of crops, reducing pod shatter and seed losses.



LET THE HEADER FIND ITS LEVEL

Automatic Header Height Control offers a choice between stubble height control or automatic pressure compensation. In normal working conditions, the header height can be set and left to automatically look after itself. Lateral float takes care of uneven terrain across the front of the combine. Need to cope with rolling and undulating land? Autofloat™ II adds even greater automated control.




Autofloat™ II is available to suit rolling field conditions*. The system automatically corrects "exaggerated weight signals" to reduce the tendency for the header to bulldoze when working downhill and maintains the correct stubble height when working uphill.

*only available on TC5.80 & TC5.90.



HIGH CAPACITY HEADERS SIMPLY RELIABLE

High capacity grain headers are purposely designed to cope with all kinds of crops and conditions. A mechanically driven reel ensures reliable performance, season after season. The 1150 stroke per minute knife offers a perfect cut in all kinds of crops. Perfect stubble height is maintained by the height control skid plates, sensors automatically monitor the position of the header in all terrain and ensure optimum header performance. The High capacity grain header range offers 4 models from 3.96m to 6.10m with a specific "Rice" configuration in 5.18m if needed.



HEAVY-DUTY VARIFEED™ FOR OPTIMUM PERFORMANCE IN ALL CROPS AND CONDITIONS

New Holland Varifeed™ grain headers set the standard for high performance in varied crops and conditions. With a fore and aft adjustment of 575mm, the knife can be positioned to deliver optimised cutting efficiency to suit both the crop and changing conditions. Laid crops and long straw are no longer an issue, simply adjust the knife to optimize flow to the feed auger. Electro-hydraulic adjustment allows the knife position to be changed from the cab while harvesting, to suit different conditions within the same field.



FAST COUPLER

Field to field transitions are made much faster and easier thanks to the standard Fast Coupler.

DESIGNED TO FIT TC COMBINES

New Holland has developed an all-new maize header line-up, purpose designed for TC combines. The upgraded maize header line-up perfectly satisfies the demands of modern maize harvesting to boost productivity and harvesting efficiency. The shorter points better follow ground contours to prevent 'run-down' of valuable crops. The gills direct any loose kernels to the back of the header, consigning wasted cobs to the history books. The replaceable wear strips extend the headers lifespan and all points flip up on self-supporting gas struts for easy cleaning and maintenance. Modern maize headers for modern farmers.

Maize headers	TC4.90	TC5.70	TC5.80	TC5.90
Rigid maize header - rows	5	5	5-6	5-6
Flip-up maize headers - rows	-	-	6	6





FLIP-UP OR RIGID: THE CHOICE IS YOURS

Rigid headers are available in 5 or 6 row configurations, while a 6 row flip-up version is available on TC5.80 and TC5.90 models. The flip-up version is the ideal choice for transport intensive operations that are subject to the stringent 3.5m width restrictions.



INTEGRATED STALK CHOPPERS

Designed to chop and spread stubble residues, the optional twin-blade stem choppers form an integral part of the header. Working across the full width of the header, the choppers are row independent and leave a 'best in class' finish.

STALK STOMPER TYRE PROTECTION

An optional Stalk Stomper kit is now available for fixed or flip-up maize headers to reduce tyre wear when harvesting. Mounted on the header frame, the spring loaded Stalk Stomper skids flatten the stubble in front of the wheels, greatly reducing the likelihood of punctures or uneven wear.




OPTIMISED PERFORMANCE IN MAIZE AND PULSES

In order to optimize the performance in maize and beans the drum speed needs to be as low as possible. On TC combines, the drum speed can be reduced as low as 417rpm depending on the model.

DUAL OR TRIPLE-DRUM THRESHING LOOKS AFTER GRAIN AND STRAW

New Holland TC combines match performance and productivity with high sample quality and gentle straw handling. Where straw is baled for feed or bedding, a standard TC combine will deliver a well-presented swath of unbroken straw. Need increased threshing performance? With the Rotary Separator option you have a more aggressive forced separation system, ideally suited to high throughput in heavy crops.




IMPRESSIVE THRESHING WITH UNBROKEN KERNELS

The rubbing action created by the 60cm diameter drum gently but effectively removes the grain kernels from the ears of the crop, even when they are embedded in a thick layer of straw. The concave wrap angle is a generous 111 degrees, delivering 0.79m² of concave threshing for optimum efficiency. Drum speed and fine concave settings can be adjusted from the cab.

MULTI-THRESH FOR OPTIMISED CONCAVE SETTING

The New Holland Multi-Thresh system helps ensure the concave position is optimised to suit the crop and prevailing conditions. By making subtle changes to the concave, threshing efficiency is maintained as moisture values and other variables alter during the day.

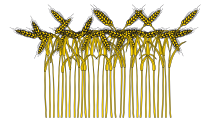


FIVE STRAWWALKER EFFICIENCY FOR FINAL SEPARATION

Five strawwalkers have a separation area of 6.69m² (6.49m² on Rotary Separator combines). Their closed bottom design adds strength and life-long reliability and ensures even delivery of separated grain to the grain pan when working on side slopes.

A CONCAVE TO SUIT YOUR CROPS

New Holland can supply a choice of concave types to suit specific crops to include maize and rice.



Std. Drum & Small grain concave



Std. Drum & Std Maize concave



Universal Drum & Rice concave



with Rotary Separator

without Rotary Separator

BOOSTING THROUGHPUT THE NEW HOLLAND WAY

The powered separation of a threshing system is ten times more efficient than strawwalkers, especially in green straw conditions. This is why New Holland invented the 'second drum' Rotary Separator system. Offered as an option across all TC models, the Rotary Separator increases the powered separation area from 1.18m² to 1.81m², the extra concave, additional rubbing and directional changes boosting separation efficiency. This is the ideal configuration for demanding crops and conditions.

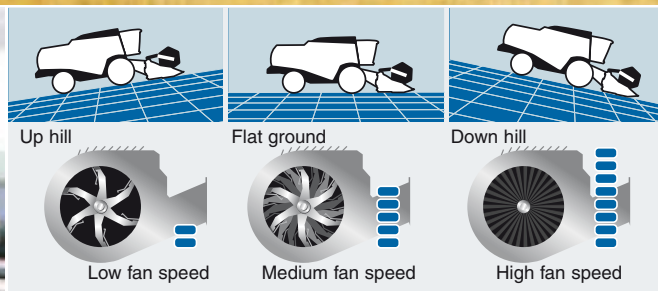
CLEAN SAMPLES, EVEN ACROSS SLOPING TERRAIN

Working over sloping terrain? New Holland has the answer with its Smart Sieve™ with Opti-Fan™ option. Designed to minimise crop losses and enhance cleaning across slopes of up to 25%, Smart Sieve™ works completely automatically, delivering consistent sample quality day in, day out. For level land, the standard fixed cleaning shoe system features a steeply sloping 450mm long pre-sieve in addition to a top and bottom sieve for a generous total cleaning area of 4.40m². TC combines match productivity with the ability to deliver exceptional sample quality.

WITHOUT SMART SIEVE™ SYSTEM



WITH SMART SIEVE™ SYSTEM



SMART SIEVE™ AND OPTI-FAN™ REALLY IS SMART

The Smart Sieve™ system automatically adjusts the sieve action to compensate for side slopes, increasing lateral movement to guide the grain so it lies in an even layer across the sieve. The award-winning Opti-Fan™ system corrects fluctuations in the speed of grain flow across the cleaning shoe. Whether working up-hill or down-hill, the fan speed automatically adapts to the direction and to the degree of the slope, increasing overall cleaning efficiency by up to 30% in heavy conditions.



EXTRA CASCADE

Increasing the overall cleaning action, a 450mm pre-sieve, with a steep slope and an additional air blast, removes large volumes of chaff and short straw ahead of the main sieves. This reduces the load on the main cleaning systems to ensure enhanced cleaning even when throughput is optimised.



FINGERTIP SIEVE CONTROL


As crop conditions change during the day, the operator can adjust the sieves quickly and easily from the cab with optional remote sieve adjustment.

HIGH CAPACITY GRAIN TANKS MATCHED TO FAST UNLOADING

A key harvest frustration is to have a full grain tank with no trailer support. With a 5200 litre tank on the TC5.70 and tanks of 6400 litres on both the TC5.80 and TC5.90, TC series combines have the capacity to keep working for longer. And when the trailer does arrive, the tanks can be emptied in under 2 minutes.

IMPROVED UNDER-AUGER CLEARANCE

Modern high-sided grain trailers can be filled quickly from a TC combine, the operator getting a great view of the unloading process. With a rated capacity of 72 litres per second, the unloading augers empty the grain tank fast, helping speed up your harvest.



ADVANCED MOISTURE SENSOR

Newly developed for the TC, the grain moisture sensor is both more accurate and responsive. From the cab you can manage how incoming crops are handled with a reduced need for off-combine sampling.

LARGER, USER FRIENDLY GRAIN TANKS

For efficient field operation and grain haulage, new TC combines have grain tank capacity increased to 6400L on larger models. The grain tank lid has also been redesigned to offer easy opening and closing from the cab platform.

A BETTER VIEW OF YOUR HARVEST

With a large viewing window in the cab, it is even easier to see into the grain tank for a quick visual check of the crop coming into the tank.

CHOP OR BALE, WE'VE GOT IT COVERED

Gentle residue management is a core TC combine feature, the straw swath produced by these models suits all types of baler. For those who do not wish to bale, a fully integrated Dual-Chop™ straw chopper is available. This will produce a fine chop to help speed the breakdown of residues. High quality bales or fine chopping, the choice is yours.



DUAL-CHOP™ PRECISION

Activated from a switch in the cab, the fully integrated Dual-Chop™ straw chopper can produce very finely chopped straw by means of an extra rake that prevents long straw from escaping. Adjustable vanes alter the spread of chopped material, with remote adjustment as an option.

This enables the operator to adjust the spread pattern adjacent to the headland and to compensate for strong winds.

CHAFF SPREAD WHETHER YOU CHOP OR BALE

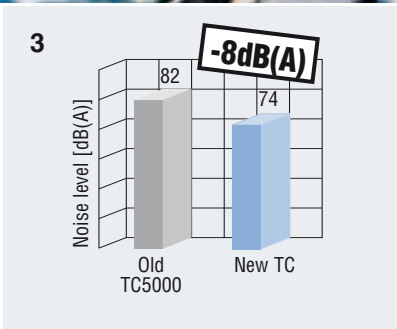
An even spread of chaff is of great benefit post harvest. Highly efficient chaff spreaders are fitted to all TC models, and work independently when leaving a swath or chopping.

AIRY SWATH

Drying air can reach the heart of a TC straw swath, a key benefit when baling. Adjustable fingers allow the size and shape of the swath to be adjusted.

HARVEST SUITE™ COMFORT CAB. SETTING THE NEW STANDARD FOR OPERATOR COMFORT.

Each new generation of New Holland TC combine has benefitted from developments to enhance operator comfort. With the all-new Harvest Suite™ Comfort Cab, the New TC range takes a step into a new chapter in operator comfort. Quieter, with class leading visibility, the new cab is more spacious and better equipped. Of equal importance, the CommandGrip™ handle introduces the next generation of controller to this combine sector.





1. SIT IN THE CENTRE OF THE ACTION

The operator sits over the centre of the header, an enormous 5.64m² of glass area ensures fantastic visibility over the work being done as well as to the sides.

VISIBILITY IN THE FIELD AND IN TRANSPORT

Large mirrors provide enhanced safety and visibility when driving between jobs and in the field. With New Holland, you really can see more.

2. REDUCED, HEAT, NOISE AND VIBRATION

Mounted on rubber isolation blocks, the cab separates the operator from the workings of the combine.

3. LOW NOISE WHEN HARD AT WORK

Rated at 74dB(A), the low noise level in the cab helps reduce fatigue over long working hours.

4. TURNTABLE LADDER

Rotating to its closed and open positions, the turntable ladder speeds access to the cab without getting in the way when not needed.

5. KEEP MORE THAN JUST THE OPERATOR COOL

Integrated into the cab is a large coolbox with the capacity to keep drinks and refreshments fresh for the longest of working days.

6. AUTO TEMP CONTROL

It is all too easy to overlook how temperatures drop when working into the night. This can mean the ideal day setting gets adjusted as the evening progresses. With Auto Temp Control, the operator sets the desired in-cab temperature once and that is it.

7. AIR SEAT ADJUSTS TO SUIT EVERY OPERATOR

A key advantage of an air suspended seat is that the system automatically adapts to suit the weight of the operator. If the combine is worked by several operators this valuable option will help ensure they each benefit for the high level of comfort available.

ROOMY INSTRUCTOR SEAT

Fully upholstered and padded, the folding instructor seat allows a second person to sit in the cab comfortably and safely.



8. KEEP CONNECTED

Bluetooth and MP3 connectivity enables operators to keep in touch and bring their entertainment with them.

9. CONVIENIENT LIGHT CONTROL

The new LCP panel contains all the buttons for the various work and road lights on the machine, in one convenient location. Lighting the way ahead has never been clearer.



NEW HOLLAND LOGIC BASED ON CUSTOMER FEEDBACK

Over generations of tractors, forage harvesters and combines, New Holland has used customer feedback to refine and improve its controls. TC series combines are right at the top of the latest innovative thinking. Initially unfamiliar buttons quickly identify their function, logical positioning placing the most used features at the operator's fingertips.

COMMANDGRIP™ HANDLE

Close your eyes and feel your way over the face of the CommandGrip™. It does not take long to recognise each button by touch. New Holland has also designed the grip so it provides access only to those functions you need when operating the combine. This means operators quickly get used to the grip and how to use the buttons, leaving them free to concentrate upon the work being done and not how to do it.

- Emergency stop (header and unloading)

- Reel speed and header reverser

- Unloading auger position

- Unloading auger engagement

- Two speed header lift and lower system and header lateral float

- Reel position and Varifeed™ knife or flip-up maize header with shift button

- Automatic header height activation

- Shift button (behind)

- Ground speed unlock (behind)

- Engine throttle

- Header width correction

- Header height memory

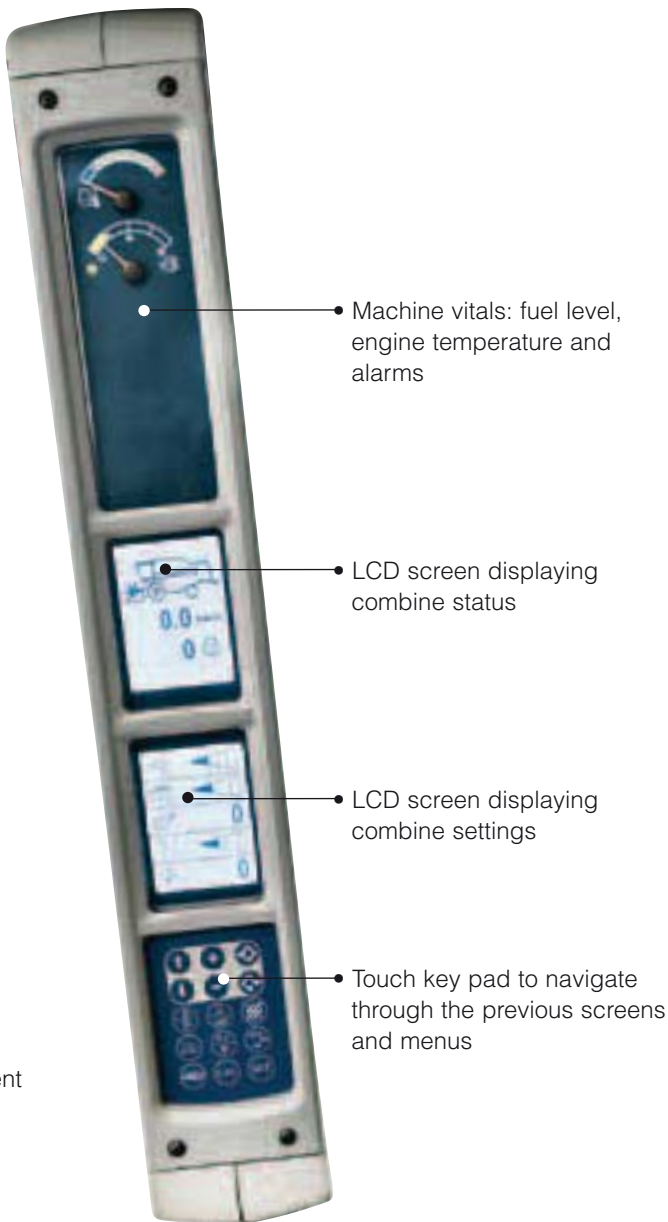


INFOVIEW™ II

With its simplified interface, InfoView™ II is designed to ease setting up various functions from the combine cab, and also to show information that is of genuine use to the operator. InfoView™ II does not clutter the interface with data that is of little use to you when driving the combine.

INTEGRATED CONSOLE

All functions that are not required on the CommandGrip™ handle are placed on the integrated side-console. Again, those functions that are the most used are positioned so they are easy to reach, with even secondary features all falling naturally to hand. To further aid selecting the correct control, the various switches are spaced to simplify identification. The entire console adjusts to suit individual preferences.



A WINNING COMBINATION

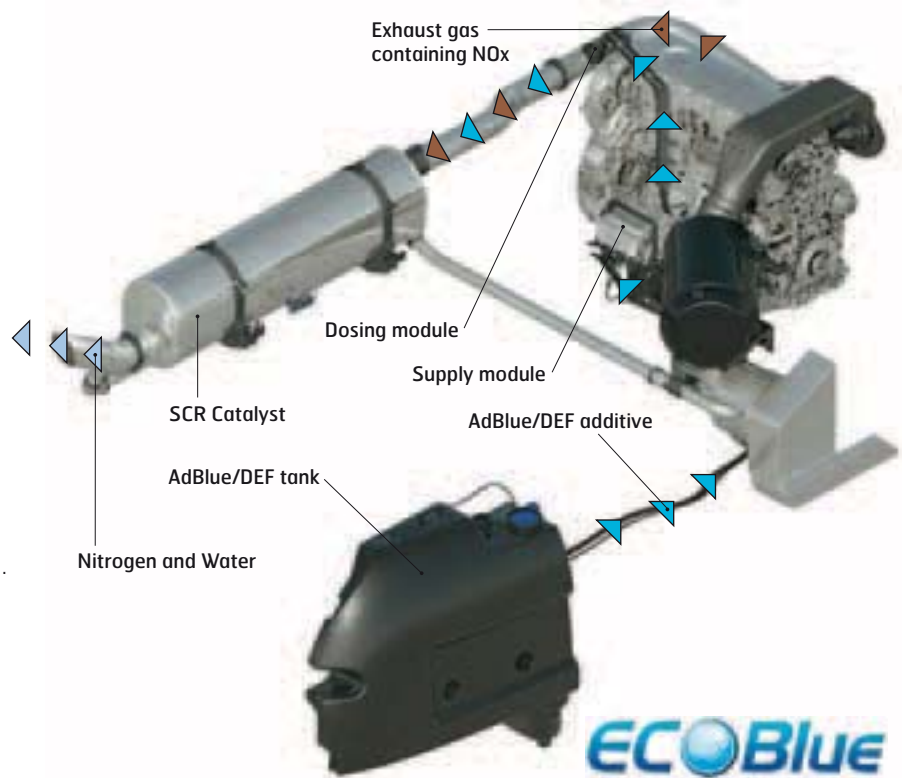
All new TC series combines are powered by an advanced Tier 4A compliant NEF 6.8 litre six-cylinder engine. Co-developed with FPT Industrial, these engines offer excellent power and torque matched to proven efficiency. Key features include ECOBlue™ Selective Catalytic Reduction (SCR) technology. This after treatment system uses a catalyst to treat the nitrogen oxides contained in the exhaust gas, transforming them into harmless water and nitrogen, which both occur naturally in the atmosphere. As it's separate from the main engine it doesn't compromise power or torque, and the cumulative result is improved engine performance and enhanced fuel efficiency.

COMMON RAIL: PURE POWER THROUGH REFINED COMBUSTION

Improved combustion in New Holland engines is the result of high injection pressure, generated in the common rail. It produces a fine mist of fuel resulting in a cleaner burn. The common rail technology combined with 4 valves per cylinder have dramatically improved performance and efficiency.



Sustainable Efficient Technology



AdBlue®

ADBLUE WITH NO ADDED HASSLE

AdBlue is a key component of the ECOBlue™ SCR system. It is a water and urea mix that is added to the exhaust gases to make them harmless. Available through your New Holland dealer, you will be able to store AdBlue on your farm in a container size that suits your needs. The simple system is so easy to use. Just fill up your TC's 72 litre AdBlue tank every other time you fill up with diesel.



STRONG DRIVELINES, VERSATILE TRANSMISSIONS

All TC models have the proven drivelines for operation in the toughest conditions. The large drum generates high inertia and stores energy to effectively smooth-out peak loads. To eliminate torque loads, the gearbox is mounted to a heavy traction beam and drives the final reduction gearboxes through two high-speed shafts. TC5.80 and TC5.90 models can work with 6-row maize headers and can be specified with reinforced drivelines with two PTO shafts: one left and one right.



REDUCED WIDTH FOR EASIER TRAVEL

Travelling between fields has now been made easier with the new TC range. On five strawwalker models, the main axle beam has been shortened by 47mm to give a reduced overall transport width, on the new TC4.90 model, transport width is below 3m, thereby increasing road safety and reducing problems associated with field gateways and narrow lanes.

DIFFERENTIAL LOCK FOR TOUGH CONDITIONS

The optional differential lock, available on TC5.80 and TC5.90 models, can greatly improve productivity during the occasional difficult season. Activated from the cab, it will allow you to keep going where others fail.




RELY ON A SUSTAINED POWER SUPPLY

The in-line cooling system fan is located between the rotary dust screen and the radiator. The self-cleaning screen eliminates chaff and large particles before the powerful seven blade fan blows air through the radiator. The system helps eliminate radiator plugging, keeps the engine compartment clean and provides optimum cooling in all conditions.

YOUR AFFORDABLE ACCESS TO PRECISION FARMING PRACTICE



Reduced inputs can go hand in hand with increased yields. This is part of the thinking behind precision farming, a practice that makes use of site specific crop data to influence subsequent seed and fertilizer applications. TC combine models are factory ready to receive a range of different systems to support precision farming.



YIELD AND MOISTURE SENSORS

The optional yield and moisture sensors not only deliver exceptional accuracy, they do not need to be re-calibrated when switching between different crops. The moisture sensor is mounted on the grain elevator where it regularly samples harvested grain, and the optical yield sensor is mounted inside the Clean Grain Elevator.

MAP YIELDS AS YOU DRIVE

A D-GPS antenna is available which allows you to map the yield data as you work. This data can be stored on an SD card and downloaded into the New Holland developed Precision Farming Desktop software. How this data is used will continue to evolve, but one thing is certain, with a TC combine you have access to the very latest developments.



AFFORDABLE GUIDANCE TO ENHANCE PRODUCTIVITY

Guidance assistance operates day and night and is based around the D-GPS antenna. The FM750 system is one that can be easily fitted to TC combines. Comprising a multi-function display with lightbar guidance, FM750 can deliver +/- 20cm or +/-2.5cm pass to pass accuracy. It adds to the harvesting precision while maintaining operator alertness during long working days.



SELF-STEER WITH EZ-PILOT

New Holland EZ-Pilot is an entry level steering assisted system that installs on the TC5000 steering column. Featuring T3™ Terrain Compensation Technology, EZ Pilot is designed to keep you on the right track, even over undulating terrain.



PLM® CONNECT ESSENTIAL TELEMATICS

Telematics is fleet management and mapping package designed to allow equipment owners to track machines, displaying their current positions and actual activity. Apart from monitoring machine activity, the system can aid security, alerting owners if a combine or other machine passes beyond its normal operating boundaries.



360°:TC

The new TC range has been designed to spend more time working and less time in the yard. After all, we all know how precious time in the field is during short harvesting seasons. All service points are easy to access, and long service intervals mean your machine will spend more time in the field.



Engine and hydraulic oil can be checked at a glance, without the need to open complicated panels.



The air filter is easily accessible from the engine platform.

Easy access to the wide opening rotary dust screens simplifies cleaning of the cooling package.

Grain tank access is simplified by means of a conveniently opening panel.

Transition from chopping to swathing is made easily by flicking a lever.

Easy ground-access to all drain points and centralised greasing banks mean more efficient maintenance.

Self-supporting, fully opening shielding guarantees wide access to all drives and service points.

DEALER INSTALLED ACCESSORIES

A comprehensive range of approved accessories to optimise machine performance in all conditions can be supplied and fitted by your dealer.



The fuel and 72 litre AdBlue® tanks are conveniently located next to each other to facilitate simultaneous filling.



FINANCE TAILORED TO YOUR BUSINESS

CNH Industrial Capital, the financial services company of New Holland, is well established and respected within the agricultural sector. Advice and finance packages tailored to your specific needs are available. With CNH Industrial Capital, you have the peace of mind that comes from dealing with a financing company that specialises in agriculture.

TRAINED TO GIVE YOU THE BEST SUPPORT

Your dedicated New Holland dealer technicians receive regular training updates. These are carried out both through on-line courses as well as intensive classroom sessions. This advanced approach ensures your dealer will always have the skills needed to look after the latest and most advanced New Holland products.

SERVICE PLUS - LONG LASTING CONFIDENCE

Service Plus coverage from Covéa Fleet provides owners of New Holland agricultural machinery with additional cover on the expiry of the manufacturer's contractual warranty. Please ask your dealer for more details.

Terms and conditions apply.

NEW HOLLAND APPS

iBrochure


NH Weather

NH News

Farm Genius

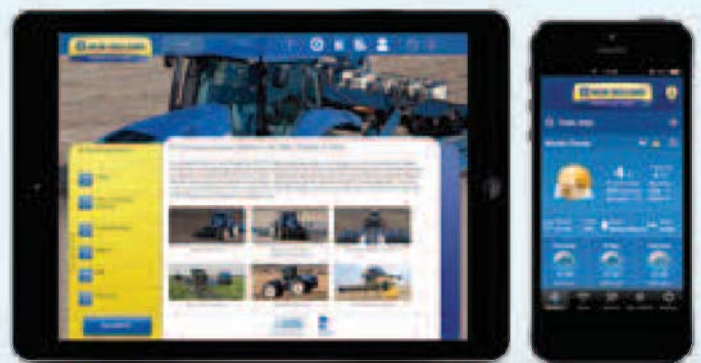
PLM Calculator

PLM Academy



Experience New Holland
Whats App!

Scan here to download the Apps



NEW HOLLAND STYLE

Want to make New Holland a part of your everyday life? Browse the comprehensive selection on www.newhollandstyle.com. A whole range of items are available including hard wearing work clothing and a vast selection of scale models, together with so much more. New Holland. As individual as you.



MODELS		TC4.90	TC5.70	TC5.80	TC5.90
Grain header					
Cutting width:					
High-Capacity grain header	(m)	3.96-5.18	3.96 - 5.18	3.96 - 5.18 - 6.10	3.96 - 5.18 - 6.10
Heavy Duty Varifeed™ grain header (575mm of knife travel)	(m)	–	–	4.88 - 5.48 - 6.10	4.88 - 5.48 - 6.10
Knife speed	(cuts/min.)	1150	1150	1150	1150
Spare knife and spare bolted knife sections		●	●	●	●
Feeding auger with full-width retractable fingers		●	●	●	●
Reel diameter	(m)	1.07	1.07	1.07	1.07
Electro-hydraulic reel position adjustment		●	●	●	●
Instant tine angle adjustment		●	●	●	●
Headland routine sensors		○	○	○	○
Fast coupler		●	●	●	●
Maize headers					
Heavy duty driveline (L+R-PTO + 2HC)		○	○	○	○
Number of rows:					
Rigid maize headers		5	5	5 / 6	5 / 6
Flip-up maize headers		–	–	6	6
Stalk stompers		○	○	○	○
Rotary dividers		○	○	○	○
Header control systems					
Stubble height control		●	●	●	●
Compensation		●	●	●	●
Controlfloat™ system		●	●	●	●
Autofloat™ II system		–	–	○	○
Straw elevator					
Number of chains		3	3	3	3
Header and elevator reverser		electrical	electrical	electrical	electrical
Lateral flotation		–	○	○	○
Cab					
Suspended cab		●	●	●	●
Air-suspension seat		○	○	○	○
Instructor's seat		●	●	●	●
Coolbox		○	○	○	○
Air-conditioning		●	●	●	●
Heating		○	○	○	○
Automatic temperature control		○	○	○	○
Remote controls for header, threshing and unloading engagement		●	●	●	●
Turnable stairs		●	●	●	●
Optimum cab noise level - 77/311EEC	(dB(A))	74	74	74	74
Vibration level (ISO 2631)	(m/s²)	0.49	0.49	0.49	0.49
Threshing drum					
Width	(m)	1.04	1.30	1.30	1.30
Diameter	(m)	0.607	0.607	0.607	0.607
Number of bars		8	8	8	8
Speed range	(rpm)	430 - 1070	430 - 1070	417 - 1037	417 - 1037
Drum concave					
Area	(m²)	0.63	0.79	0.79	0.79
Number of bars		14	14	14	14
Angle of wrap	(degrees)	111	111	111	111
Concave adjustment		electrical	electrical	electrical	electrical
Beater					
Four paddle		●	●	●	●
Rake area (less RS) / concave area (with RS)	(m²)	0.309 / 0.152	0.386 / 0.190	0.386 / 0.190	0.386 / 0.190
Rotary Separator					
Diameter	(m)	0.605	0.605	0.605	0.605
Speed	(rpm)	760 or 400	760 or 400	740 or 388	741 or 388
Concave area (including rake)	(m²)	0.66	0.83	0.83	0.83
Adjustable concave		●	●	●	●
Total forced separation area (with Rot. Sep. / less Rot. Sep.)	(m²)	1.45 / 0.95	1.81 / 1.18	1.81 / 1.18	1.81 / 1.18

MODELS	TC4.90	TC5.70	TC5.80	TC5.90
Strawwalkers				
Number	4	5	5	5
Separation area with Rotary Separator (m²)	3.75	4.68	4.68	4.68
Separation area (with Rot. Sep. / less Rot. Sep.) (m²)	4.41	5.51	5.51	5.51
Total Separation area (with Rot. Sep. / less Rot. Sep.) (m²)	5.19 / 5.35	6.49 / 6.69	6.49 / 6.69	6.49 / 6.69
Cleaning				
Total sieve area under wind control (Fixe cleaning shoe / Smart Sieve) (m²)	3.44 / 3.38	4.30 / 4.23	4.30 / 4.23	4.30 / 4.23
Cascaded cleaning shoe with extra pre-sieve	●	●	●	●
Pre-sieve	●	●	●	●
Smart Sieve™ self levelling: cleaning system automatic kernel size adaptation	○	○	○	○
Side slope correction on Pre- and Top-sieve (%)	25	25	25	25
Cleaning fan				
Number of blades	6	6	6	6
Speed range (rpm)	350 - 1000	350 - 1000	340 - 970	340 - 970
Electrical speed adjustment from the cab	●	●	●	●
Opti-Fan™	only with Smart Sieve™			
Return system				
Return system to drum	●	●	●	●
Returns indication on monitor	●	●	●	●
Grain elevator				
High capacity grain elevator with heavy duty chain & flaps	●	●	●	●
Moisture sensor	○	○	○	○
Graintank capacity (l)	5000	5200	6400	6400
Unloading auger				
In-line unloading	●	●	●	●
Automatic full swing-out of unloading tube	●	●	●	●
Unloading speed (l/s)	72	72	72	72
Unloading auger swivel reach (degrees)	90	90	90	90
Grain sample inspection door	●	●	●	●
Graintank full warning device	○	○	○	○
Engine				
Type	Nef (6.8L)*	Nef (6.8L)*	Nef (6.8L)*	Nef (6.8L)*
Compliance with emission level	Tier 4A / Stage 3B	Tier 4A / Stage 3B	Tier 4A / Stage 3B	Tier 4A / Stage 3B
ECObLue™ SCR system (Selective Catalytic Reduction)	●	●	●	●
Approved Biodiesel blend	B7**	B7**	B7**	B7**
Injection system	Common rail	Common rail	Common rail	Common rail
Gross power ECE R120 (2100rpm) [kW/hp(CV)]	125/170	125/170	155/211	175/238
Maximum power ECE R120 (2000rpm) [kW/hp(CV)]	129/175 (@1800rpm)	129/175 (@1800rpm)	167/227	190/258
Air compressor kit	–	–	○	○
Fuel tank				
Capacity (l)	300	300	400	400
Transmission				
Type	Hydrostatic	Hydrostatic	Hydrostatic	Hydrostatic
Gearbox	3-speed	3-speed	3-speed	3-speed
Differential lock	–	–	○	○
Fixed steering axle	●	●	●	●
Powered steering axle	–	–	–	–
Residue management				
Integrated straw chopper	○	○	○	○
Dual-Chop™ installed in chopper	●	●	●	●
Remote adjustable deflectors	○	○	○	○
Chaff spreader without chopper	–	–	–	–
Dimensions				
Minimum width (depending on the tyre size) (mm)	2943	3146	3267	3267
Maximum length without header, with chopper (mm)	8298	8298	8298	8298
Weights				
Full option version (less header, with chopper, with spreader, 90% fueled) (kg)	8850	9150	10700	10750

● Standard ○ Optional – Not available

* Developed by FPT Industrial ** Biodiesel blend must fully comply with the latest fuel specification EN14214:2009 and operation is in accordance with operator manual guidelines

NEW HOLLAND TOP SERVICE: CUSTOMER SUPPORT AND CUSTOMER INFORMATION



TOP AVAILABILITY

If you need information, or have an out of hours question, ring our toll-free number*. All day, every day, we are just a call away.



TOP SPEED

Express parts delivery: when you need it, where you need it!



TOP PRIORITY

Fast-track solution during the season: because your harvest can't wait!



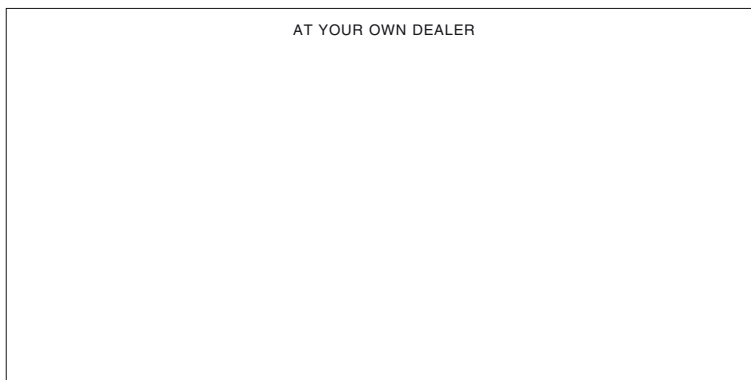
TOP SATISFACTION

We drive and track the solution you need, keeping you informed: until you are 100% satisfied!



For more details, ask your New Holland dealer!

* Calls to the Top Service team are free from landlines in the United Kingdom and Republic of Ireland. UK-based mobile calls are also free, but Republic of Ireland mobile users should call **01 2421881** and this will be charged at your standard network rate.



New Holland prefers **AMBRA** lubricants



www.newholland.com/uk - www.newholland.com/ie

New Holland with



The data indicated in this folder are approximate. The models described here can be subjected to modifications without any notice by the manufacturer. The drawings and photos may refer to equipment that is either optional or intended for other countries. Please apply to our Sales Network for any further information. Published by New Holland Brand Communications. Bts Adv. - Printed in Italy - 10/14 - TP01 - (Turin) - **142004/INB**